

# Forms Unit: Level 1

Name: \_\_\_\_\_

Directions: Look at the pictures, words and numbers. Think. What do you see? Talk to your group.

1. Look



2. Think



3. Talk to your group



1102 Auburn Way South  
Auburn, WA. 98002

(253) 931-3018



## New Vocabulary:

Directions: Read the new vocabulary words. Read the answers below. Write the correct words and numbers on the lines.

|                            |                      |                    |
|----------------------------|----------------------|--------------------|
| First Name<br><u>Aaron</u> | Middle Name<br>_____ | Last Name<br>_____ |
|----------------------------|----------------------|--------------------|

|                  |                       |                 |
|------------------|-----------------------|-----------------|
| Address<br>_____ | House Number<br>_____ | Street<br>_____ |
|------------------|-----------------------|-----------------|

|                           |               |                |
|---------------------------|---------------|----------------|
| Apartment Number<br>_____ | City<br>_____ | State<br>_____ |
|---------------------------|---------------|----------------|

|                       |                    |                     |
|-----------------------|--------------------|---------------------|
| Phone Number<br>_____ | Area Code<br>_____ | Birth Date<br>_____ |
|-----------------------|--------------------|---------------------|

|               |                 |                 |
|---------------|-----------------|-----------------|
| Male<br>_____ | Female<br>_____ | Gender<br>_____ |
|---------------|-----------------|-----------------|

|                      |                    |               |
|----------------------|--------------------|---------------|
| Birth Place<br>_____ | Signature<br>_____ | Date<br>_____ |
|----------------------|--------------------|---------------|

---

|              |             |                 |
|--------------|-------------|-----------------|
| <b>Aaron</b> | <b>#22C</b> | <b>931-3018</b> |
|--------------|-------------|-----------------|

|                         |               |             |
|-------------------------|---------------|-------------|
| <b>Auburn Way South</b> | <b>Mexico</b> | <b>Joel</b> |
|-------------------------|---------------|-------------|

|             |               |              |
|-------------|---------------|--------------|
| <b>1102</b> | <b>Auburn</b> | <b>(253)</b> |
|-------------|---------------|--------------|

|              |                   |                |
|--------------|-------------------|----------------|
| <b>Woman</b> | <b>Washington</b> | <b>Leavitt</b> |
|--------------|-------------------|----------------|

|                   |                       |            |
|-------------------|-----------------------|------------|
| <b>07/06/1980</b> | <b>Male or Female</b> | <b>Man</b> |
|-------------------|-----------------------|------------|

|                              |                 |  |
|------------------------------|-----------------|--|
| <b>1102 Auburn Way South</b> | <b>10/16/08</b> |  |
| <b>Auburn, WA. 98002</b>     |                 |  |

## Fill Out The Form:

Directions: Fill out the form with your information.

|                     |                       |        |                  |
|---------------------|-----------------------|--------|------------------|
| <b>Date:</b>        | _____ / _____ / _____ |        |                  |
| <b>Name:</b>        | _____                 | _____  | _____            |
|                     | Last                  | First  | Middle           |
| <b>Address:</b>     | _____                 |        |                  |
|                     | House/Building Number | Street | Apartment Number |
|                     | _____                 | _____  | _____            |
|                     | City                  | State  | Zip Code         |
| <b>Phone</b>        |                       |        |                  |
| <b>Number:</b>      | (_____) _____ - _____ |        |                  |
|                     | Area Code             |        |                  |
| <b>Gender</b>       |                       |        |                  |
| Circle One:         | M                     | F      |                  |
| <b>Birth Date:</b>  | _____ / _____ / _____ |        |                  |
|                     | month                 | day    | year             |
| <b>Birth Place:</b> | _____                 |        |                  |
| <b>Signature:</b>   | _____                 |        |                  |

## Grammar: Simple Present

Where do you live?

### Statements

| subject                | verb          | ...           |
|------------------------|---------------|---------------|
| I<br>You<br>We<br>They | live          | in<br>Auburn. |
| He<br>She              | live <b>S</b> |               |

### Negative Statements

| subject                | do/does      | not | verb | ...           |
|------------------------|--------------|-----|------|---------------|
| I<br>You<br>We<br>They | do           | not | live | in<br>Auburn. |
| He<br>She              | do <b>ES</b> |     |      |               |

### Negative Statements With Contractions

| subject                | do/does + not    | verb | ...           |
|------------------------|------------------|------|---------------|
| I<br>You<br>We<br>They | don't            | live | in<br>Auburn. |
| He<br>She              | do <b>ES</b> n't |      |               |

**Directions:** Where do you live? Fill in the correct verbs on the lines.

- |   |  |
|---|--|
| <p>(live / lives)</p> <p>1. I _____ in Auburn.</p> <p>2. You _____ in Kent.</p> <p>3. We _____ in Algona.</p> <p>4. They _____ in Covington.</p> <p>5. He _____ in Enumclaw.</p> <p>6. She _____ in Renton.</p> | <p>(do / does)</p> <p>I _____ not live in Auburn.</p> <p>You _____ not live in Kent.</p> <p>We _____ not live in Algona.</p> <p>They _____ not live in Covington.</p> <p>He _____ not live in Enumclaw.</p> <p>She _____ not live in Renton.</p> |
|---|--|

## Talk to Your Classmates: Positive Statements

Directions: Ask your classmates the two questions. Write their answers in the boxes.

| What is your name?               | Where do you live?                      |
|----------------------------------|---|
| <i>Answer: My name is</i> _____. | <i>Answer: I live in</i> _____.         |
| Write: His / Her name is _____.  | Write: He / She live <b>S</b> in _____. |
|                                  |   |
|                                  |   |
|                                  |   |
|                                  |   |
|                                  |   |
|                                  |   |
|                                  |   |
|                                  |   |
|                                  |   |

## More Grammar: Simple Present (Questions and Answers)

### Questions

| Do/Does      | subject                | verb | ...           |
|--------------|------------------------|------|---------------|
| Do           | I<br>you<br>we<br>they | live | in<br>Auburn? |
| Do <b>es</b> | he<br>she<br>it        |      |               |

### Positive Answers

| Yes | subject                | do/does        |
|-----|------------------------|----------------|
| Yes | I<br>you<br>we<br>they | do.            |
|     | he<br>she<br>it        | do <b>es</b> . |

### Negative Answers

| No | subject                | do/does      | not  |
|----|------------------------|--------------|------|
| No | I<br>you<br>we<br>they | do           | not. |
|    | he<br>she<br>it        | do <b>es</b> |      |

### Negative Answers with Contractions

| No | subject                | do/does + not     |
|----|------------------------|-------------------|
| No | I<br>you<br>we<br>they | don't.            |
|    | he<br>she<br>it        | do <b>es</b> n't. |

Directions: Fill in the blanks. Finish the questions and answers.

- |                                 |                 |                    |
|---------------------------------|-----------------|--------------------|
| Do / Does                       | do / does       | do / does          |
| 1. ____ I live in Auburn?       | Yes, I ____.    | No, I ____ not.    |
| 2. ____ you live in Kent?       | Yes, you ____.  | No, you ____ not.  |
| 3. ____ we live in Algona?      | Yes, we ____.   | No, we ____ not.   |
| 4. ____ they live in Covington? | Yes, they ____. | No, they ____ not. |
| 5. ____ he live in Enumclaw?    | Yes, he ____.   | No, he ____ not.   |
| 6. ____ she live in Renton?     | Yes, she ____.  | No, she ____ not.  |

## Talk to Your Classmates: Negative Statements

Directions: Finish writing question #2. Ask your classmates the two questions. Write their answers in the boxes.

| What is your name?  | Do you live in _____?  |
|---|--|
| <i>Answer: My name is _____.</i><br>Write: His / Her name is _____. | <i>Answer: Yes, I live in _____.</i><br><i>No, I do not live in _____.</i><br>Write: He / She <b>does</b> not live in _____. |
|   |  |
|   |  |
|   |  |
|   |  |
|   |  |
|   |  |
|   |  |
|   |  |
|   |  |

## New Questions:

Directions: Read the questions. Write your answers. Copy your answers.

| QUESTIONS                               | MY ANSWERS  | MY ANSWERS |
|---|---|------------|
| What is your first name?                | <b>My first name is</b><br>_____.                       |            |
| What is your middle name?               | <b>My middle name is</b><br>_____.                      |            |
| What is your last name?                 | <b>My last name is</b><br>_____.                        |            |
| Where are you from?                     | <b>I am from</b><br>_____.                              |            |
| What city do you live in?               | <b>I live in</b><br>_____.                              |            |
| What state do you live in?              | <b>I live in</b><br>_____.                              |            |
| Do you live in an apartment or a house? | <b>I live in</b><br><b>an</b> _____.<br><b>a</b> _____. |            |
| What is your address?                   | <b>My address is</b><br>_____<br>_____.                 |            |
| What is your zip code?                  | <b>My zip code is</b><br>_____.                         |            |
| What is your phone number?              | <b>My phone number is</b><br>_____.                     |            |
| What is your area code?                 | <b>My area code is</b><br>(____).                       |            |
| When is your birthday?                  | <b>My birthday is</b><br>___ / ___ / ____.              |            |
| What is the date today?                 | <b>Today is</b><br>___ / ___ / ____.                    |            |



## Talk to Your Classmates:

Directions: Interview two classmates. Write his/her answers.

|   | Classmate #1   | Classmate #2 |
|---|--|--------------|
| QUESTIONS                               | ANSWERS  | ANSWERS      |
| What is your first name?                | <b>His/Her first name is</b> _____.                      |              |
| What is your middle name?               | ____ <b>middle name is</b> _____.                        |              |
| What is your last name?                 | ____ <b>last name is</b> _____.                          |              |
| Where are you from?                     | <b>He/She is from</b> _____.                             |              |
| What city do you live in?               | ____ <b>lives in</b> _____.                              |              |
| What state do you live in?              | ____ <b>lives in</b> _____.                              |              |
| Do you live in an apartment or a house? | ____ <b>lives in</b> <b>an</b> _____.<br><b>a</b> _____. |              |
| What is your address?                   | <b>His/Her address is</b> _____<br>_____.                |              |
| What is your zip code?                  | ____ <b>zip code is</b> _____.                           |              |
| What is your phone number?              | ____ <b>phone number is</b> _____.                       |              |
| What is your area code?                 | ____ <b>area code is</b> (____).                         |              |
| When is your birthday?                  | ____ <b>birthday is</b> ____ / ____ / ____.              |              |

## Fill Out More Forms:

Directions: Ask three different classmates for their information. Fill in the forms with their information, NOT your information. Remember to get their signatures.

### *Classmate #1*

|  |
|--|
| <b>Date:</b> _____ / _____ / _____                                     |
| <b>Name:</b> _____<br>Last First Middle                                |
| <b>Address:</b> _____<br>House/Building Number Street Apartment Number |
| _____ City State Zip Code  |
| <b>Phone Number:</b> (_____) _____ - _____<br>Area Code                |
| <b>Gender</b><br>Circle One: M F                                       |
| <b>Birth Date:</b> _____ / _____ / _____                               |
| <b>Birth Place:</b> _____  |
| <b>Signature:</b> _____  |

*Classmate #2*

**Date:** \_\_\_\_ / \_\_\_\_ / \_\_\_\_

**Name:** \_\_\_\_\_  
                    Last                      First                      Middle

**Address:** \_\_\_\_\_  
                    House/Building Number Street Apartment Number

\_\_\_\_\_                      \_\_\_\_\_                      \_\_\_\_\_  
                    City                      State                      Zip Code

**Phone**

**Number:** (\_\_\_\_\_) \_\_\_\_\_ - \_\_\_\_\_  
                    Area Code

**Gender**

Circle One:       M            F

**Birth Date:** \_\_\_\_ / \_\_\_\_ / \_\_\_\_

**Birth Place:** \_\_\_\_\_

**Signature:** \_\_\_\_\_

*Classmate #3*

**Date:** \_\_\_\_ / \_\_\_\_ / \_\_\_\_

**Name:** \_\_\_\_\_  
                                Last                                  First                                  Middle

**Address:** \_\_\_\_\_  
                                House/Building Number Street Apartment Number

\_\_\_\_\_                                  \_\_\_\_\_                                  \_\_\_\_\_  
                                City                                  State                                  Zip Code

**Phone**  
**Number:** (\_\_\_\_\_) \_\_\_\_\_ - \_\_\_\_\_  
                                Area Code

**Gender**  
Circle One:        M                                  F


**Birth Date:** \_\_\_\_ / \_\_\_\_ / \_\_\_\_

**Birth Place:** \_\_\_\_\_

**Signature:** \_\_\_\_\_

## Dialogs:

Directions: Practice reading the dialogs. Work with a partner.



**A:** Hello. Welcome to Albertsons. Can I help you?  
**B:** Yes, you can. I need an Albertsons Savings Card please.  
**A:** Here you go. You need to fill out this application.  
**B:** Thank you.



**A:** Excuse me. I want to check out some books. I need a King County Library card?  
**B:** Okay. You need to fill out the form please.  
**A:** Where are the forms?  
**B:** Over there on the table.



**A:** I want to rent a movie.  
**B:** Do you have a Blockbuster membership?  
**A:** No, I don't.  
**B:** You need to fill out this form.  
**A:** Does the membership cost money?  
**B:** No, it's free.



**A:** I need to change the address on my driver's license.  
**B:** You need to fill out a change of address form.  
**A:** Who I do I give it to when I'm finished?  
**B:** You give it back to me.  
**A:** Great, thanks for your time.

## Word Scramble:

Directions: 1. Find the words.

2. Write all the words on the lines.



Example: findthewords.

Find the words.

1. addresshousenumberapartmentnumber (5 words)

---

2. firstnamemiddlename\_lastnamestreet (7 words)

---

3. birthdatebirthplacesignaturezipcode (7 words)

---

4. gendermalemanfemalewomanstate (6 words)


---

5. phonenumberareacodedatecity (6 words)

---

**Story: Raul Needs a Library Card!**

Directions: Find a partner. Look at all the strips of paper. Read them together and put them in the correct order on the table.



Directions: Copy the story on the lines below. Read the story to your partner. Take turns reading the story to each other.

**Raul:** \_\_\_\_\_

**Raul:** \_\_\_\_\_

**Raul:** \_\_\_\_\_

**Raul:** \_\_\_\_\_

**Librarian:** \_\_\_\_\_

**Raul:** \_\_\_\_\_

**Librarian:** \_\_\_\_\_

**Raul:** \_\_\_\_\_

**Librarian:** \_\_\_\_\_

**Raul:** \_\_\_\_\_

## Story: C-Test Practice

Directions: Listen to a partner read the story from page 15. Fill in the missing letters.

**Raul:** I want a new book. I d\_\_ not ha\_\_ \_\_ any mon\_\_ \_\_.

What ca\_\_ I d\_\_? I ca\_\_ go t\_\_ the libr\_\_ \_\_ \_\_.

**Librarian:** Hello, ca\_\_ I he\_\_ \_\_ you?

**Raul:** Ye\_\_, I wa\_\_ \_\_ to che\_\_ \_\_ out a bo\_\_ \_\_.

**Librarian:** Do yo\_\_ have a libr\_\_ \_\_ \_\_ card?

**Raul:** N\_\_, I do\_\_ ' \_\_.

**Librarian:** No prob\_\_ \_\_ \_\_. Please fi\_\_ \_\_ out th\_\_ \_\_ form.

**Raul:** Thank you.

---


Directions: Answer the questions in COMPLETE sentences.

1. What does Raul want? \_\_\_\_\_
2. Does he have money? \_\_\_\_\_
3. Where does he go? \_\_\_\_\_
4. Does he have a library card? \_\_\_\_\_
5. Does he fill out a form? \_\_\_\_\_



## Word Search:

Directions: Find and circle the words in the puzzle.



### Forms and Applications

P M A L E D P H I R  
Y F Z I P S M B N U  
Q E F P F I I A U P  
B M L H I G D D M L  
I A A O R N D D B A  
R L S N S A L R E C  
T E T E T T E E R E  
H N A M E U Y S F V  
S T A T E R O S S H  
N G E N D E R T P G

### WORD BANK

|        |           |        |
|--------|-----------|--------|
| FIRST  | NAME      | MIDDLE |
| LAST   | ADDRESS   | PHONE  |
| NUMBER | SIGNATURE | BIRTH  |
| PLACE  | ZIP       | STATE  |
| GENDER | FEMALE    | MALE   |

**Sentence Strips for the Story: Page 15**

Teacher: Cut them out and give to pairs of L1 students.

I want a new book. I do not have any money.

What can I do?

I can go to the library.

(At the library)

Hello, can I help you?

Yes, I want to check out a book.

Do you have a library card?

No, I don't.

No problem. Please fill out this form.

Thank you.