

Forms Unit: Level 2

Name: _____

Directions: Look at the pictures, words and numbers. Think. What do you see? Talk to your group.

1. Look



2. Think



3. Talk to your group



1102 Auburn Way South
Auburn, WA. 98002

(253) 931-3018



Fill Out The Form:

Directions: Fill out the form with your information.

Da_e: ____ / ____ / ____		
_ame: _____		
Last	First	Middle
Add_ess: _____		
House/Building Number	Street	Apartment Number

City	State	Zip Code
Pho_e		
N_mber: (____) _____ - _____		
Area Code		
Gen_er		
Circle One: M F		
Bi_th Da_e: ____ / ____ / ____		
Bi_th P_ace: _____		
Sign_ture: _____		

Grammar: Simple Present

Where do you live?

Statements

Negative Statements

subject	verb	...	subject	do/does	not	verb	...
I You We They	live	in Auburn.	I You We They	do	not	live	in Auburn.
He She	live S		He She	do eS			

Negative Statements With Contractions

subject	do/does + not	verb	...
I You We They	don't	live	in Auburn.
He She	do eS n't		

Directions: Where do you live? Fill in the correct verbs on the lines.

- (live / lives)
- I _____ in Auburn.
 - You _____ in Kent.
 - We _____ in Algona.
 - They _____ in Covington.
 - He _____ in Enumclaw.
 - She _____ in Renton.

- (do / does)
- I _____ not live in Auburn.
_____ (contraction)
 - You _____ not live in Kent.

 - We _____ not live in Algona.

 - They _____ not live in Covington.

 - He _____ not live in Enumclaw.

 - She _____ not live in Renton.

Talk to Your Classmates: Positive Statements

Directions: Ask your classmates the two questions. Write their answers in the boxes.

What is your name?	Where do you live?
<i>Answer: My name is _____.</i>	<i>Answer: I live in _____.</i>
Write: His / Her name is _____.	Write: He / She live S in _____.

More Grammar: Simple Present (Questions and Answers)

Questions

Do/Does	subject	verb	...
Do	I you we they	live	in Auburn?
Do es	he she *it		

Positive Answers

Yes	subject	do/does
Yes	I you we they	do.
	he she it	do es .

Negative Answers

No	subject	do/does	not
No	I you we they	do	not.
	he she it	do es	

Negative Answers with Contractions

No	subject	do/does + not
No	I you we they	don't.
	he she it	do es n't.

Directions: Fill in the blanks. Finish the questions and answers.

- | | |
|--|---|
| <p>1. <u>Do / Does</u> I live in Auburn?</p> | <p>Yes, I <u>do / does</u>. No, I <u>do / does</u> not.
(contraction) _____</p> |
| <p>2. _____ you live in Kent?</p> | <p>Yes, you _____. No, you _____ not.
_____</p> |
| <p>3. _____ we live in Algona?</p> | <p>Yes, we _____. No, we _____ not.
_____</p> |
| <p>4. _____ they live in Covington?</p> | <p>Yes, they _____. No, they _____ not.
_____</p> |
| <p>5. _____ he live in Enumclaw?</p> | <p>Yes, he _____. No, he _____ not.
_____</p> |
| <p>6. _____ she live in Renton?</p> | <p>Yes, she _____. No, she _____ not.
_____</p> |

Talk to Your Classmates: Negative Statements

Directions: Finish writing question #2. Ask your classmates the questions. Write their answers in the boxes. Use contractions!

What is your name?	Do you live in _____?
<i>Answer: My name is _____.</i> Write: His / Her name is _____.	<i>Answer: Yes, I live in _____.</i> <i>No, I don't live in _____.</i> Write: He / She doesn't live in _____.

New Questions:

Directions: Read the questions. Write your answers. Copy your answers.

QUESTIONS	ANSWERS	ANSWERS
What is your first name?	My first _____ is _____.	
What is your middle name?	My _____ name is _____.	
What is your last name?	My last name _____ _____.	
Where are you from?	I _____ from _____.	
What city do you live in?	_____ live in _____.	
What state do you live in?	I _____ in _____.	
Do you live in an apartment or a house?	I live _____ an _____. a _____.	
What is your address?	My address _____ _____ _____.	
What is your zip code?	My _____ code is _____.	
What is your phone number?	_____ phone number is _____.	
What is your area code?	My area _____ is (____).	
When is your birthday?	My birthday _____ ____ / ____ / _____.	
What is the date today?	Today _____ ____ / ____ / _____.	

Talk to Your Classmates:

Directions: Interview two classmates. Write their answers.

	Classmate #1	Classmate #2
QUESTIONS	ANSWERS	ANSWERS
What is your first name?	His/Her first _____ is _____.	
What is your middle name?	_____ middle name is _____.	
What is your last name?	Her _____ name is _____.	
Where are you from?	He/She is _____ _____.	
What city do you live in?	She lives _____ _____.	
What state do you live in?	_____ lives in _____.	
Do you live in an apartment or a house?	She _____ in an _____. a _____.	
What is your address?	Her address _____ _____ _____.	
What is your zip code?	Her _____ code is _____.	
What is your phone number?	Her _____ number is _____.	
What is your area code?	Her area _____ is (_____).	
When is your birthday?	_____ birthday is ____ / ____ / ____.	

Fill Out More Forms:

Directions: Ask three different classmates for their information. Fill out the forms with their information, NOT your information. Remember to get their signatures.

Classmate #1

D_ate: ____ / ____ / ____
Na_e: _____ Last First Middle
Ad_ress: _____ House/Building Number Street Apartment Number
_____ City State Zip Code
Ph_ne Numb_r: (____) ____ - _____ Area Code
Ge_der Circle One: M F
B_rth D_ate: ____ / ____ / ____
Birt_ Pl_ace: _____
Si_nat_re: _____

Classmate #3

Dat_: ____ / ____ / ____

Na_e: _____
 Last First Middle

Add_ess: _____
 House/Building Number Street Apartment Number

_____ _____ _____
 City State Zip Code

Phon_
_umber: (____) _____ - _____
 Area Code

_ender
Circle One: M F





_irth _ate: ____ / ____ / ____

Birt_ _lace: _____

ignatur: _____

Dialogs:

Directions: Practice reading the dialogs. Work with a partner.

	
<p>A: Hello. Welcome to Albertsons. Can I help you?</p> <p>B: Yes, you can. I need an Albertsons Savings Card please.</p> <p>A: Please fill out this application and turn it into me when you are finished.</p> <p>B: OK, I will. Thank you very much.</p> <p>A: No problem. Do you need a pen?</p> <p>B: Yes I do.</p>	<p>A: Excuse me. I want to check out a book. Where can I get a King County Library card?</p> <p>B: You can get the card right here. The form is behind you on the table. Fill it out and give it to me when you are done.</p> <p>A: Do you have an extra pen I can use?</p> <p>B: Yes, here you go.</p> <p>A: Thanks.</p>
	
<p>A: Hi. I want to rent a movie.</p> <p>B: Do you have a Blockbuster membership?</p> <p>A: No, I don't. Do I need a membership to rent a movie?</p> <p>B: Yes you do.</p> <p>A: Is the membership free?</p> <p>B: Yes it is. If you want a membership you can fill out this form.</p>	<p>A: Hi. I need to change the address on my driver's license.</p> <p>B: Sure. You need to fill out a change of address form. They are over there next to the window.</p> <p>A: I see them. Who do I turn it in to?</p> <p>B: When you are finished, get a number and wait until it is called.</p> <p>A: Thank you for your time.</p>

Write your own dialog with a partner

Word Scramble:

Directions: 1. Find the words.

2. Write all the words on the lines.



Example: findthewords.

Find the words.

1. adraddressyehousenumberdjapartmentnumberiey (5 words)

2. zxfirstnameblmiddlenamebnwlastnamewustreeteei (7 words)


3. qubirthdatecibirthplacedusignaturezozipcodevk (7 words)

4. pegendervosmalevmmanppfemaleghiwomanvlstateal (6 words)

5. dvkdjphonenumbergeaareacodeeddategrhcitybr (6 words)

Story: Raul Needs a Library Card!

Directions: Find a partner. Look at all the strips of paper. Read them together and put them in the correct order on the table.



Directions: Copy the story on the lines below. Read the story to your partner. Take turns reading the story to each other.

Raul: _____

Librarian: _____

Raul: _____

Librarian: _____

Raul: _____

Librarian: _____

Raul: _____

Librarian: _____

Raul: _____

Librarian: _____

Story: C-Test Practice

Directions: Listen to your partner read the story. Fill in the missing letters.

Raul: I want a new book. I do__'__ have an__ money. Wh__ can I
d__? I ca__ go t__ the libr__ __.

Librarian: Hello, ca__ I he__ you?

Raul: Ye__, I wa__ to che__ out a bo__.

Librarian: Do yo__ have a libr__ card?

Raul: N__, I do__'. No prob__.

Librarian: Please fi__ out th__ form.

Raul: Tha__ you. I a__ finished wi__ my fo__. Do yo__ need
anyt__ else?

Librarian: Ye__, I d__. Do yo__ have a pho__ ID?

Raul: Ye__, I d__. Here i__ my driv__ license.

Librarian: Thank you Mr. Lopez.

Directions: Answer the questions with complete sentences.

1. What does Raul want? _____

2. Does he have money? _____

3. Where does he go? _____

4. Does he have a library card? _____

5. Does he fill out a form? _____

6. Do you have a King County Library Card? _____

Word Search:

Directions: Find and circle the words in the puzzle.



Forms and Applications

P M A L E D P H I R
Y F Z I P S M B N U
Q E F P F I I A U P
B M L H I G D D M L
I A A O R N D D B A
R L S N S A L R E C
T E T E T T E E R E
H N A M E U Y S F V
S T A T E R O S S H
N G E N D E R T P G

WORD BANK

FIRST	NAME	MIDDLE
LAST	ADDRESS	PHONE
NUMBER	SIGNATURE	BIRTH
PLACE	ZIP	STATE
GENDER	FEMALE	MALE

Sentence Strips for the Story: Page 15

Teacher: Cut them out and give to pairs of L2 students.

I want a new book. I don't have any money.

What can I do?

I can go to the library.

(At the library)

Hello, can I help you?

Yes, I want to check out a book.

Do you have a library card?

No, I don't.

No problem. Please fill out this form.

Thank you.

King County Library Card Form

Name: Raul Lopez
Address: 1125 Auburn Way S.
Auburn, WA. 98002
Phone Number: (253) 833-9111
Birth Date: 07 / 21 / 80
Birth Place: Mexico
Signature: *Raul Lopez*

I am finished with my form. Do you need anything else?

Yes, I do. Do you have a photo ID?

Yes, I do. Here is my driver's license.

Thank you Mr. Lopez.