

**Grocery Shopping Unit: Level 1** Name: \_\_\_\_\_

Directions: Look at the picture. Talk about the picture with a group.



Directions: Answer the questions with COMPLETE sentences.

What do you see? \_\_\_\_\_


How many people are in this picture? \_\_\_\_\_

Where are they? \_\_\_\_\_







Do you like grocery shopping? \_\_\_\_\_

Where do you buy groceries? \_\_\_\_\_

# THE 6 FOOD GROUPS




## MEAT: POULTRY, BEEF, PORK

					
steak	sausage	chicken	bacon	turkey	ribs

## MEAT: SEAFOOD

					
fish	shrimp	oysters	clams	crab	lobster


## DAIRY

					
eggs	cream cheese	cheese	milk	yogurt	butter

## FATS, OILS, AND SWEETS



oil




candy



chocolate



cake




pie


## GRAINS



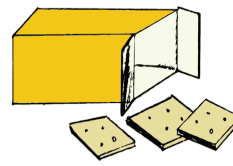
rice



cereal



bread



crackers




spaghetti/  
pasta


## FRUIT



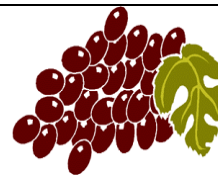
watermelon




bananas



apples




grapes




strawberries


## VEGETABLES



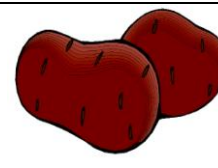
carrots




cucumber



onions



potatoes



peppers

## DRINKS

(not a food group)




coffee



bottle  
d  
water



soda  
pop



juice



tea









# Label the Pictures

Directions: Read the words and label the pictures. Read them to a partner when you are finished.

carrot	fish	apple	chicken	bread	milk
onion	shrimp	banana	turkey	pasta	yogurt
pepper	crab	strawberry	ham	cereal	cheese
cucumber	lobster	watermelon	bacon	rice	eggs
potato	clams	grapes	steak		



carrot



## Writing Practice

Directions: What do you usually eat and drink for breakfast, lunch and dinner? Write your answers in complete sentences on the lines.

I usually eat cereal for breakfast.  
I usually drink coffee for breakfast.

Breakfast (in the morning):

(eat) \_\_\_\_\_

(drink) \_\_\_\_\_

Lunch (in the afternoon):

(eat) \_\_\_\_\_

(drink) \_\_\_\_\_

Dinner (in the evening):

(eat) \_\_\_\_\_

(drink) \_\_\_\_\_

---

## Speaking Practice

Directions: Talk to your group. Practice the questions. Practice your answers.

1. What do you usually eat and drink for breakfast?
2. What do you usually eat and drink for lunch?
3. What do you usually eat and drink for dinner?

## Interview a Partner

Directions: Talk to a partner. What does he/she usually eat and drink for breakfast, lunch and dinner? Write his/her answers in the boxes.

Questions	Your Partner's Answers
What do you usually eat for breakfast?	
What do you usually drink for breakfast?	
What do you usually eat for lunch?	
What do you usually drink for lunch?	
What do you usually eat for dinner?	
What do you usually drink for dinner?	

## Speaking Practice

Directions: Talk to your group. Introduce your partner. What does he/she usually eat and drink for breakfast, lunch and dinner?

Example:

He/She usually eat**S** cereal for breakfast.

He/She usually drink**S** coffee for breakfast.

# Places in the Grocery Store

Directions: Look at the pictures. Read the names of the sections.



Dairy



Bulk Foods



Produce



Deli



Meat



Bakery

Directions: What can you get in each section? Talk to your group. List the food items in each section. Use a picture dictionary.

**Dairy      Bulk Food      Produce      Deli      Meat      Bakery**

butter      rice      apples      turkey      chicken      bread

\_\_\_\_\_

\_\_\_\_\_

\_\_\_\_\_

## Grammar: Simple Present

Remember!

1. Add "-s" or "-es" to *he/she/it*
2. Use "do" or "does" with *negatives* and *questions*

Statements			Negative Statements			
subject	verb	...	subject	do/does + not	verb	...
I	eat	eggs for breakfast.	I	don't (do + not)	eat cook like	eggs for breakfast.
You	cook					
We	like					
They						
<b>He</b>	<b>eats</b>		<b>He</b>	<b>doesn't</b>		
<b>She</b>	<b>cooks</b>		<b>She</b>	<b>(does + not)</b>		
<b>It</b>	<b>likes</b>		<b>It</b>			

Directions: Match the subject with a verb and make a sentence.

### SUBJECT

I

You

He

She

It

We

They

### VERB

**eats**

**like**

**want**

**drinks**

**drinks**

**need**

**costs**

tea with her dinner.

6 eggs.

breakfast at 6:00am.

apples.

\$2.00.

bread in the bakery.

more chicken.

Directions: Copy your sentences in your notebook. Read them to a partner. Write some negative sentences when you are finished.



## More Grammar: Simple Present

### Yes/No Questions

Do/Does	subject	verb	...
Do	I You we they	drink	coffee?
<b>Does</b>	<b>he</b> <b>she</b> <b>it</b>		

### Positive Answers

Yes	subject	do / does
Yes	I You We they	do.
	<b>he</b> <b>she</b> <b>it</b>	<b>does.</b>

### Negative Answers

No	subject	do / does	not
No	I you we they	do	not.
	<b>he</b> <b>she</b> <b>it</b>	<b>does</b>	

### Contractions

No	subject	do / does + not
No	I you we they	don't.
	<b>he</b> <b>she</b> <b>it</b>	<b>doesn't.</b>

Directions: Finish the questions. Write positive and negative answers.

- (Do / Does) \_\_\_\_\_ you eat a big breakfast? Yes, I \_\_\_\_\_. No, I \_\_\_\_\_ not.  
(contraction) \_\_\_\_\_
- \_\_\_\_\_ he like potatoes? Yes, he \_\_\_\_\_. No, he \_\_\_\_\_ not.  
\_\_\_\_\_
- \_\_\_\_\_ we want chicken? Yes, we \_\_\_\_\_. No, we \_\_\_\_\_ not.  
\_\_\_\_\_
- \_\_\_\_\_ she drink coffee? Yes, she \_\_\_\_\_. No, she \_\_\_\_\_ not.  
\_\_\_\_\_
- \_\_\_\_\_ they buy ham? Yes, they \_\_\_\_\_. No, they \_\_\_\_\_ not.  
\_\_\_\_\_
- \_\_\_\_\_ it need water? Yes, it \_\_\_\_\_. No, it \_\_\_\_\_ not.  
\_\_\_\_\_

## Dialogs

Directions: Practice reading the dialogs with a partner.



**A:** Hello. Can I help you?  
**B:** Yes, I want 1 pound of turkey please.  
**A:** Here you go.  
**B:** Thank you very much.



**A:** Do we need more potatoes?  
**B:** Yes, we need 10 more potatoes. Can you get 7 more please?  
**A:** Yes, I can.  
**B:** Thanks.



**A:** Hi. Where is the asparagus?  
**B:** The asparagus is over there.  
**A:** Great. Thank you.  
**B:** No problem. Have a nice day.



**A:** Hello. How much is this pasta?  
**B:** It's \$1.99.  
**A:** Is it on sale?  
**B:** No, it's not. Sorry.

## Word Scramble

Directions: 1. Find the words.      2. Write all the words on the lines.



Example: findthewords.  
Find the words.

1. carrotfishapplechickenbreadmilk (6 words)

---

2. onionshrimpbananaturkeypastyogurt (6 words)

---

3. peppercrabstrawberryhamcerealcheese (6 words)

---

4. cucumberlobsterwatermelonbacontearice (6 words)

---


5. potatoclamsgrapessteakeggscheese (6 words)

---

6. vegetablesseafoodfruitmeatgrainsdairy (6 words)

---

## Talk to Your Classmates



Directions: Talk to other students in the class. Ask the questions below. Write his/her answers in the boxes in complete sentences.

Names	Questions	Your Classmate's Answers
	What is your favorite food?	
	What is your favorite fruit?	
	What is your favorite vegetable?	
	What is your favorite drink?	
	What is your favorite meat?	
	Are you a vegetarian? (NO MEAT)	
	Do you like candy?	



## C-Test Practice: Raul Goes Grocery Shopping

Directions: Listen to a partner. Fill in the missing letters. Copy the story in your notebook and read it to a partner.

Raul is at the grocery store. He sta\_\_\_\_ in th\_\_\_\_  
produce sect\_\_\_\_. He ge\_\_\_\_ some bana\_\_\_\_ and  
app\_\_\_\_. He pu\_\_\_\_ the fru\_\_\_\_ in hi\_\_\_\_ cart.  
Th\_\_\_\_ he ge\_\_\_\_ some carr\_\_\_\_ and  
pota\_\_\_\_. He wei\_\_\_\_ the pota\_\_\_\_.  
Too mu\_\_\_\_! Next, h\_\_\_\_ goes t\_\_\_\_ the dai\_\_\_\_ section.  
H\_\_\_\_ gets so\_\_\_\_ eggs. Di\_\_\_\_ he for\_\_\_\_ something?  
N\_\_\_\_. Raul go\_\_\_\_ to th\_\_\_\_ check ou\_\_\_\_ stand. H\_\_\_\_ waits  
i\_\_\_\_ a lo\_\_\_\_ line. H\_\_\_\_ says, "h\_\_\_\_" to th\_\_\_\_ cashier.  
Ra\_\_\_\_ pays fo\_\_\_\_ the groce\_\_\_\_. The  
cash\_\_\_\_ puts hi\_\_\_\_ groceries i\_\_\_\_ the ba\_\_\_\_. Raul  
goes home.

-----  
Directions: Answer the questions in COMPLETE sentences.

1. Where is Raul? \_\_\_\_\_
2. What fruit does he get? \_\_\_\_\_
3. What vegetables does he get? \_\_\_\_\_
4. What does he get in the dairy section? \_\_\_\_\_
5. Who does Raul say, "hi" to? \_\_\_\_\_
6. Do you like grocery shopping? \_\_\_\_\_
7. Where do you buy groceries? \_\_\_\_\_

# Word Search

Directions: Find and circle the words in the puzzle.



















X D S W O L B V P T F R V B O X N Y T I  
L T E K P O T A T O E S U O O X O U M V  
Z I L L A T C F N N K N E P P A T Y C V  
H U B I I K I Q I A C Q G Z D V R I F W  
W R A V A S I A C H N O G X Y A A V A S  
G F T G H N T D A T F A S B U E C E M O  
N K E H S N **S H R I M P** S A J F X A L K  
O Y G I O X U C J M A T U C K Z U X L Y  
Y U E C K E S Y C N F K D O J C P D V U  
Q W V C G Q U O Z D A E H N Y J F V X T  
U B I P R G B N G R U N R F Z R M C U Y  
X T E S N F D F S M I U D N U C I T Z G  
S G W E E E J C A F C D S M P A T A F W  
G T N K T L M M F O P A W H U R A R D S  
E C U D O R P U A W L U N E E R E P B L  
Y V W W F W M P R I E H U M Z O M I F F  
Z L K J V M T Z A Y S M Z S T T R D Y L  
A J O Z N U T C H H U L Q D U S R A Y J  
A A Z N S T E A K N S W E S M A L C X Y  
H V W M I W Q B P Q W Y G S S J G I I P

## Word Bank

AISLE	CARROTS	FISH	POTATOES
APPLES	CARTON	FRUIT	PRODUCE
BACON	CLAMS	HEAD	RIBS
BANANAS	CONTAINER	LOAF	SHRIMP
BOX	DAIRY	MEAT	STEAK
BUNCH	DELI	MUFFIN	STICK
CAN	EGGS	PACKAGE	VEGETABLES

Directions for teachers: Clip up the story and have students work in either pairs or groups. Give each pair/group a set. Once they are put in the correct order, give them page 13.

 <p>Raul is at the grocery store.</p>	<p>He starts in the produce section.</p> 	 <p>He gets some bananas and apples.</p>	 <p>He puts the fruit in his cart.</p>
 <p>Then he gets some carrots and potatoes.</p>	<p>He weighs the potatoes.</p> 	<p>Too much!</p> 	<p>Next, he goes to the dairy section.</p> 
<p>He gets some eggs.</p> 	 <p>Did he forget something? No.</p>	<p>Raul goes to the check out stand.</p> 	<p>He waits in a long line.</p> 
 <p>He says, "hi" to the cashier.</p>	 <p>Raul pays for the groceries.</p>	<p>The cashier puts his groceries in bags.</p> 	 <p>Raul goes home.</p>



Directions for teachers: Clip up the story and have students work in either pairs or groups. Give each pair/group a set. Have students put them in the correct order and retell the story in their own words.

