

**Grocery Shopping Unit: Level 3**

Name: \_\_\_\_\_

Directions: Look at the picture. What do you see? Where are they?



Directions: Write about the picture and answer the questions above.

---

---

---

---

---

---


---

---







---

---






# THE 6 FOOD GROUPS








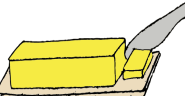
## MEAT: POULTRY, BEEF, PORK

					
ste__k	s__us__ge	ch__ck__n	b__c__n	t__rk__y	r__bs

## MEAT: SEAFOOD

					
f__sh	shr__mp	oyst__rs	cl__ms	cr__b	l__bst__r

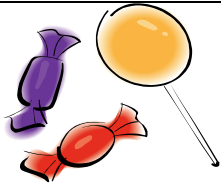
## DAIRY

					
__ggs	cre__m che__s__	ch__es__	m__lk	y__g__rt	b__tt__r


## FATS, OILS AND SWEETS



o\_\_l




c\_\_ndy



ch\_\_c\_\_lat\_\_



c\_\_k\_\_



p\_\_e

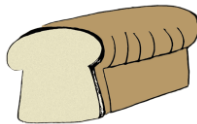
## GRAINS



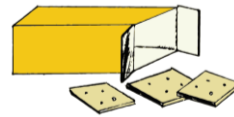
r\_\_c\_\_



c\_\_re\_\_l



br\_\_ad



cr\_\_ck\_\_rs




sp\_\_gh\_\_tti


## FRUIT




waterm\_\_lon



b\_\_nan\_\_s



\_\_ppl\_\_s




gr\_\_p\_\_s




str\_\_wberr\_\_es

## VEGETABLES



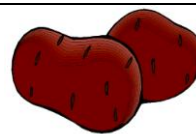
c\_\_rr\_\_ts




c\_\_cumber



\_\_ni\_\_ns



p\_\_tato\_\_s



p\_\_pp\_\_rs

## DRINKS

(not a food group)




c\_\_ffe\_\_



bottled  
w\_\_t\_\_r



s\_\_da  
p\_\_p



appl\_\_  
ju\_\_ce



t\_\_a

## Make a List

Directions: Finish writing all the words. Do you remember the 6 food groups? Copy the vocabulary words under the correct categories in the chart below.

### Vocabulary

CR_CK_RS	C_RR_TS	F_SH	P_TATO_S
A_PL_S	C_NDY	CR_B	B_TT_R
B_C_N	CL_MS	GR_P_S	R_BS
B_N_NAS	CH_C_LAT_	CUC_MB_R	SHR_MP
P_PP_RS	DA_RY	M_LK	SPAGH_TT_
WATERMELON	C_KE	ME_T	STRAWBERRIES
BR_AD	_GGS	Y_G_RT	ST_AK
R_CE	O_L	ON__NS	L_BST_R

### Categories (the 6 food groups)

M_at	Fr_it				

## Writing Practice

Directions: What time do you usually eat breakfast, lunch and dinner? What do you usually eat and drink for breakfast, lunch, and dinner? Write your answers below in complete sentences.

Breakfast:

---

---

---

---

---

Lunch:

---

---

---

---

---

Dinner:

---

---

---

---

---

## Speaking Practice

Directions: Talk to your group. Tell them your answers. Ask each other all the questions:

1. What time do you usually eat breakfast, lunch and dinner?
2. What do you usually eat for breakfast, lunch, dinner?
3. What do you usually drink with breakfast, lunch, dinner?

## Interview a Partner

Directions: What time does he/she eat breakfast, lunch and dinner? What does he/she usually eat and drink for breakfast, lunch and dinner? Interview a partner. Write his/her answers in the boxes below in COMPLETE sentences.

Questions	Your Partner's Answers
What time do you usually eat breakfast?	
What time do you usually eat lunch?	
What time do you usually eat dinner?	
What do you usually eat for breakfast?	
What do you usually eat for lunch?	
What do you usually eat for dinner?	
What do you usually drink for breakfast?	
What do you usually drink for lunch?	
What do you usually drink for dinner?	

# Places in the Grocery Store

Directions: Look at the pictures. Read the names of each section. Talk about the food you can find in each of these sections.



Dairy



Bulk Food



Produce



Deli



Meat



Bakery

Directions: Write about the different food you can find in each section of the grocery store. You can use your picture dictionary. Read your answers to your group when you are finished.

---

---

---

---

---

---

---

---

---

---

---

---

---

---

## Grammar: The Future (will)

### Positive Statements

subject	will	verb	...
I			
You			
We			dinner
They	will	eat	at
He			8:00pm.
She			
It			

### Negative Statements

subject	will	not	verb	...
I				
You				
We				dinner
They	will	<u>not</u>	eat	at
He				8:00pm.
She				
It				

**REMEMBER:** Do not add "-s" or "-ing" to the verb!

**Directions:** Write 5 positive and 5 negative statements with "will."  
Read your sentences to your group when you are finished.

Example: (eat) I will eat dinner at 8:00pm.

Verb

POSITIVE (1-5)

1. (eat) \_\_\_\_\_
2. (go) \_\_\_\_\_
3. (have) \_\_\_\_\_
4. (drink) \_\_\_\_\_
5. (buy) \_\_\_\_\_

NEGATIVE (6-10)

- 6 (eat) \_\_\_\_\_
7. (go) \_\_\_\_\_
8. (have) \_\_\_\_\_
9. (drink) \_\_\_\_\_
10. (buy) \_\_\_\_\_



# More Grammar: The Future (will)

## Questions

will	subject	verb	..?
Will	I you we they he she it	eat	dinner at 8:00pm?

## Positive Answers

yes	subject	will
Yes	I you we they he she it	will.

## Negative Answers

no	subject	will	not
No	I you we they he she it	will	not.

## Contractions





no	subject	will + not
No	I you we they he she it	won't.

Directions: Write 4 questions with "will." Ask 3 different classmates each question. Write their answers in the boxes in COMPLETE SENTENCES.

Questions	Names	Your Classmate's Answers
A. Will you do your homework this weekend?	A. Her name is Maria. B. His name is William. C. His name is Martin.	A. No, she will not OR won't. B. No, he will not OR won't. C. Yes, he will.
1.	1. 2. 3.	1. 2. 3.
2.	1. 2. 3.	1. 2. 3.
3.	1. 2. 3.	1. 2. 3.
4.	1. 2. 3.	1. 2. 3.

## Dialogs

Directions: Practice reading the dialogs with a partner.

	
<p><b>A:</b> Can I help you?  <b>B:</b> Yes. Can I have one pound of turkey please? Can you cut it really thin for me?  <b>A:</b> Yes I can. I will get that for you right now. Here you go. Is there anything else you need?  <b>B:</b> Yes. Can I have a half a pound of cheddar cheese too?  <b>A:</b> Sure. Anything else?  <b>B:</b> Nope. Thank you for your help.</p>	<p><b>A:</b> We will need more than three potatoes. There are six people coming over for dinner tonight.  <b>B:</b> How many more of these potatoes should I get?  <b>A:</b> Get ten more. These potatoes are really small.  <b>B:</b> Ok, I will get seven more. What else do we need for dinner tonight?  <b>A:</b> We need to buy some chicken, broccoli and rice.</p>
	
<p><b>A:</b> Are you finding everything ok?  <b>B:</b> Where is the asparagus? I looked everywhere. I can't find it anywhere.  <b>A:</b> The asparagus is between the cucumbers and lettuce. Right there.  <b>B:</b> Oh, there it is. I really need my glasses. Sorry about that.  <b>A:</b> No problem. I will get it for you. Here you are. Anything else?  <b>B:</b> No, I'm alright. Thank you.</p>	<p><b>A:</b> Can you tell me if this is on sale or not? I will not buy it unless it is.  <b>B:</b> Let me see. Yes, it is on sale.  <b>A:</b> Good. I will buy it then.  <b>B:</b> Do you need anything else?  <b>A:</b> Yes I do. Where is the deli? I need to buy some ham and cheese.  <b>B:</b> The deli is over there.  <b>A:</b> Thanks for your help.  <b>B:</b> No problem. Have a nice day.</p>

**\*\*Write your own dialog with a partner.\*\***

# Word Scramble

Directions: 1. Find the words.      2. Write all the words on the lines.



Example: findthewords.  
Find the words.

1. aocarrotsbtsrfishstutmeatppkluxcshrimptulm (4 words)

---

2. zdriceelisslobsterdunapplesgetdbaconnoteeyd (4 words)

---

3. senvlgspananasrubsteakaloaffruitzsigvetvegetablesed (4 words)

---

4. asteakminaislechickenmctribstmfnlcpcmeggsuwe (4 words)

---

5. jaiapplesrbananasqrstrawberriesidgrapeszfruitsr (5 words)

---


Directions: Answer the question in a complete sentence.

What is your favorite food? Why? \_\_\_\_\_

---

---

## Talk to Your Classmates




Directions: Talk to other students in the class. Ask the questions below. Write his/her answers in the boxes in **COMPLETE** sentences.

Names	Questions	Your Classmate's Answers
	What is your favorite food?	
	What don't you like to eat?	
	What is your favorite drink?	
	What don't you like to drink?	
	When do you buy groceries?	
	Where do you buy groceries?	
	Are you a vegetarian?	
	Do you like chocolate?	
	Do you eat in a restaurant?	
	What food is good for you?	
	What food is bad for you?	
	Do you like to cook?	

**Story:** Raul Went Grocery Shopping (Sentence strips on page 16)

Directions: Find a partner. Look at all the strips of paper. Read them together and put them in the correct order on the table.



Directions: Copy the story on the lines below. Read the story to your partner. Take turns reading the story.

---

---

---

---

---

---

---

---

---

---

---

---

---

---

---

---

---

---

---

---

---

## C-Test Practice: Raul Went Grocery Shopping

Directions: Listen to your partner read the story from page 13. Fill in the missing letters.

Raul went to the grocery store yesterday. He star\_ \_ \_ in th\_ prod\_ \_ \_ section t\_ get so\_ \_ fruit an\_ vegetables. H\_ got so\_ \_ bananas an\_ apples. Ra\_ \_ loves Washi\_ \_ \_ \_ apples. H\_ put th\_ fruit i\_ his ca\_ \_ . He go\_ some carr\_ \_ \_ and pota\_ \_ \_ . He weig\_ \_ \_ the pota\_ \_ \_ . They weig\_ \_ \_ too mu\_ \_ ! He pu\_ some o\_ the pota\_ \_ \_ back. Th\_ \_ he we\_ \_ to th\_ dairy sect\_ \_ \_ . He go\_ a doz\_ \_ brown eg\_ \_ . He loo\_ \_ \_ in hi\_ cart beca\_ \_ \_ he thou\_ \_ \_ he for\_ \_ \_ something. Ra\_ \_ didn't for\_ \_ \_ anything. H\_ went t\_ the chec\_ \_ \_ stand. H\_ waited i\_ a lo\_ \_ line. I\_ took 20 minu\_ \_ \_ . He sa\_ \_ , "hello" t\_ the cash\_ \_ \_ . Raul pa\_ \_ cash fo\_ his groce\_ \_ \_ . The cash\_ \_ \_ put hi\_ groceries i\_ some pap\_ \_ bags. H\_ said, "tha\_ \_ you." Raul went home.

-----  
Directions: Answer the questions with complete sentences.

1. What did Raul buy? \_\_\_\_\_  
\_\_\_\_\_

2. What did he weigh? \_\_\_\_\_

3. Who did he say "hi" to? \_\_\_\_\_

4. Did he forget something? \_\_\_\_\_

5. Do you like grocery shopping? Why or why not? \_\_\_\_\_  
\_\_\_\_\_  
\_\_\_\_\_

# Word Search

Directions: Find and circle the words in the puzzle.











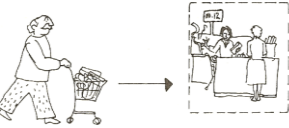







X D S W O L B V P T F R V B O X N Y T I  
 L T E K P O T A T O E S U O O X O U M V  
 Z I L L A T C F N N K N E P P A T Y C V  
 H U B I I K I Q I A C Q G Z D V R I F W  
 W R A V A S I A C H N O G X Y A A V A S  
 G F T G H N T D A T F A S B U E C E M O  
 N K E H S N **S H R I M P** S A J F X A L K  
 O Y G I O X U C J M A T U C K Z U X L Y  
 Y U E C K E S Y C N F K D O J C P D V U  
 Q W V C G Q U O Z D A E H N Y J F V X T  
 U B I P R G B N G R U N R F Z R M C U Y  
 X T E S N F D F S M I U D N U C I T Z G  
 S G W E E E J C A F C D S M P A T A F W  
 G T N K T L M M F O P A W H U R A R D S  
 E C U D O R P U A W L U N E E R E P B L  
 Y V W W F W M P R I E H U M Z O M I F F  
 Z L K J V M T Z A Y S M Z S T T R D Y L  
 A J O Z N U T C H H U L Q D U S R A Y J  
 A A Z N S T E A K N S W E S M A L C X Y  
 H V W M I W Q B P Q W Y G S S J G I I P

## Word Bank

AISLE	CARROTS	FISH	POTATOES
APPLES	CARTON	FRUIT	PRODUCE
BACON	CLAMS	HEAD	RIBS
BANANAS	CONTAINER	LOAF	SHRIMP
BOX	DAIRY	MEAT	STEAK
BUNCH	DELI	MUFFIN	STICK
CAN	EGGS	PACKAGE	VEGETABLES

Directions for teachers: Clip up the story and have students work in either pairs or groups. Give each pair/group a set. Once they are put in the correct order, give them page 13.

 <p>Raul went to the grocery store yesterday.</p>	<p>He started in the produce section to get some fruit and vegetables.</p> 	 <p>He got some bananas and apples. Raul loves Washington apples.</p>	<p>He put the fruit in his cart.</p> 
 <p>He also got some carrots and potatoes.</p>	<p>He weighed the potatoes.</p> 	 <p>They weighed too much! He put some of the potatoes back.</p>	<p>Then he went to the dairy section.</p> 
<p>He got a dozen brown eggs.</p> 	 <p>He looked in his cart because he thought he forgot something.</p>	<p>Raul didn't forget anything.</p>  <p>He went to the checkout stand.</p>	<p>He waited in a long line.</p>  <p>It took 20 minutes!</p>
 <p>He said, "hello" to the cashier.</p>	 <p>Raul paid cash for his groceries.</p>	<p>The cashier put his groceries in some paper bags.</p>  <p>He said, "thank you."</p>	 <p>Raul went home.</p>



Directions for teachers: Clip up the story and have students work in either pairs or groups. Give each pair/group a set. Have students put them in the correct order and retell the story in their own words.

