


# Maps and Directions Unit: Level 1

Name: \_\_\_\_\_

Directions: Look at the pictures. Talk about the pictures in a group.



## New Vocabulary

Directions: Look at the pictures below. Write the correct vocabulary words on the lines.




\_\_\_\_\_

\_\_\_\_\_

\_\_\_\_\_

\_\_\_\_\_

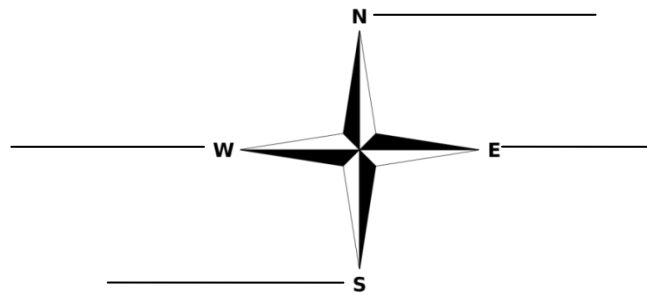

\_\_\_\_\_



\_\_\_\_\_

\_\_\_\_\_

\_\_\_\_\_



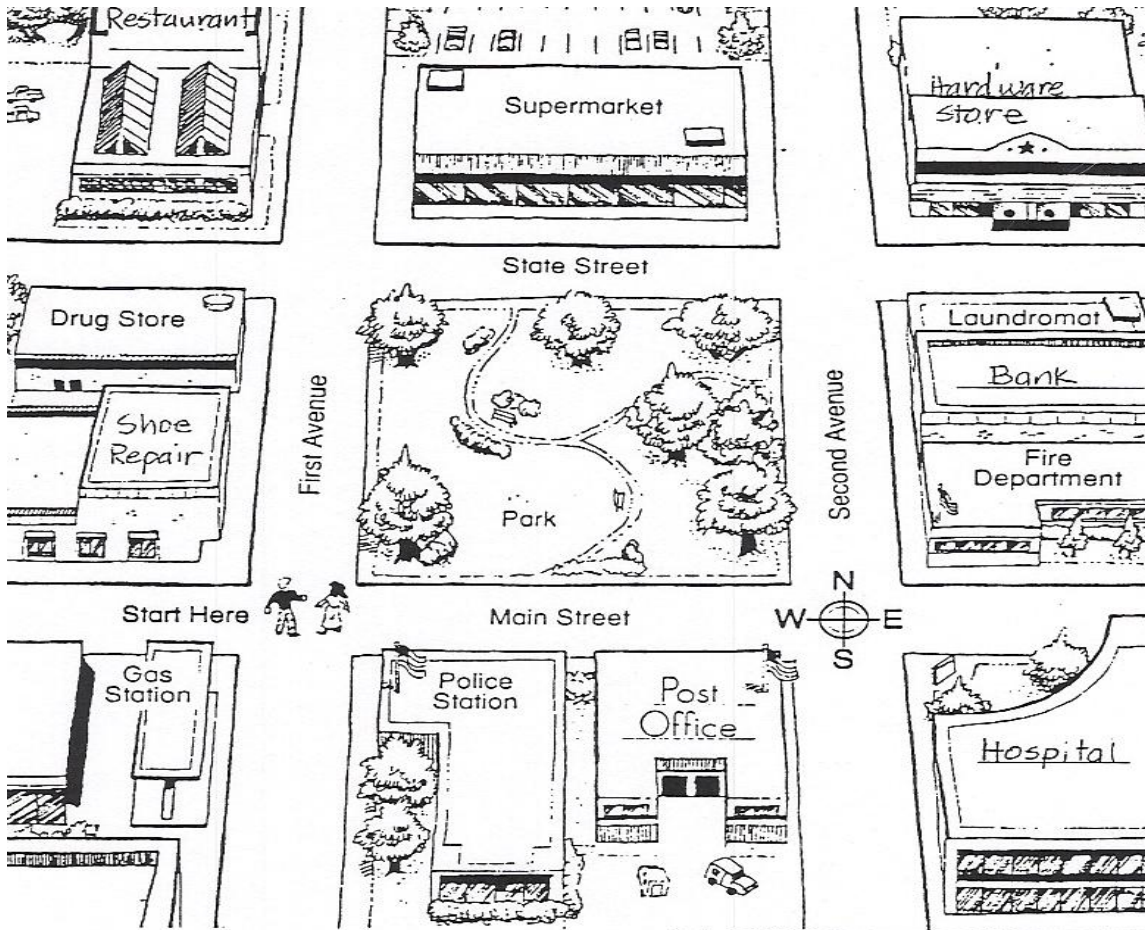
\_\_\_\_\_

### Vocabulary

down	north	straight	west	left	block
right	up	south	east	turn	corner

# City Map

Directions: Look at the map. Find the compass. Circle the two people on the map then answer the questions below.



1. Go east on Main Street one block.  
What is on the southwest corner? \_\_\_\_\_
3. Go north on First Avenue one half block. Turn left.  
Where are you? \_\_\_\_\_
3. Go north on First Avenue one block. Turn right. Go one block on State Street. What is on the southeast corner? \_\_\_\_\_
4. Go east on Main Street one block. Turn left. Go one block north. Turn left. What is on the right? \_\_\_\_\_
5. Go east on Main Street one block. Turn left. Go one block north. Turn right. What is on the left? \_\_\_\_\_

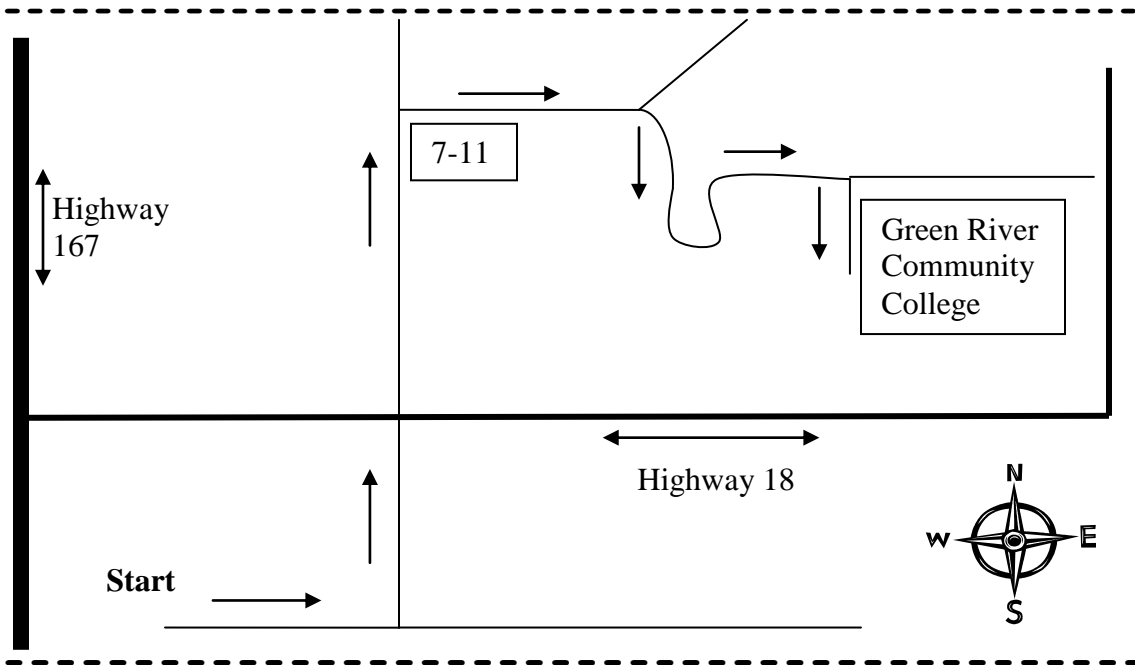
## How Does David Drive to School?

Directions: Read the story and the directions.

My name is David. I live in south Auburn on 37<sup>th</sup> Street. I go to school at Green River Community College. Here are the directions to school from my house.


1. **Go east** on 37<sup>th</sup> Street.
2. **Turn left** on M Street.
3. **Go straight** on M Street for many **blocks**.
4. **Go** under Highway 18.
5. **Turn right** on 8<sup>th</sup> Street NE (northeast) at the 7-11 store.
6. **Go up** the hill and **turn right** on 105<sup>th</sup> Place SE (southeast).
7. **Go up** the hill for a minute and **go** around the **corners**.
8. 105<sup>th</sup> Place SE becomes SE 320<sup>th</sup> Street.
9. **Go up** SE 320<sup>th</sup> Street for eight **blocks**.
10. **Turn right** at Green River Community College.

Directions: Write the names of the streets on the map below.



## How Do You Get to School?







Directions: Make a map of how you get to school from your house or apartment. Write the names of the streets. When you are finished, show your map to a partner. Tell your partner how you get to school. How long does it take? Do you drive or take the bus to school?



A large empty rectangular box with a black border, intended for drawing a map. In the bottom right corner of this box, there is a small compass rose with the letters N, S, E, and W indicating the cardinal directions.







## Grammar: Prepositions of Place

Directions: Look at the pictures. Read the prepositions.

	between		across		next to
	behind		in front of		on

## Grammar Activity #1

Directions: Fill in the correct preposition. Read the sentences.







	The man is sitting _____ from the woman. a. next to b. across c. between
	The man is _____ the box. a. next to b. in front of c. behind
	The man is _____ the box. a. in front of b. behind c. across
	The bird is _____ the dog and cat. a. on b. across c. between
	The man is _____ the box. a. across b. next to c. in front of
	The man is _____ the box. a. in front of b. on c. next to

## Grammar Activity #2

Directions: Write the sentences in the correct order. Don't forget punctuation. Read your sentences to a partner when you are finished.

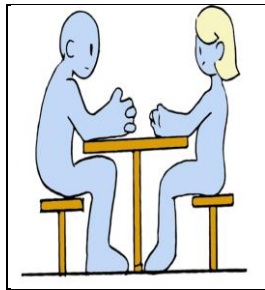
### Prepositions of Place

in front of	between	behind
next to	across	on

	<p>the / is / woman / <b>across</b> / sitting / from / man / the</p> <p><u>The man is sitting across from the woman.</u></p>
	<p>is / the / box / man / <b>behind</b> / the</p> <p>_____</p>
	<p>box / <b>in front of</b> / is / man / the / the</p> <p>_____</p>
	<p>cat / the / is / dog / bird / the / and / <b>between</b></p> <p>_____</p>
	<p><b>next to</b> / is / box / man / the / the</p> <p>_____</p>
	<p>box / the / <b>on</b> / the / man / is</p> <p>_____</p>

### Grammar Activity #3

Directions: Work with a partner. Match the cards with the correct sentences (teacher: clip up). Read the sentences together.



=

The man is sitting across from the woman.

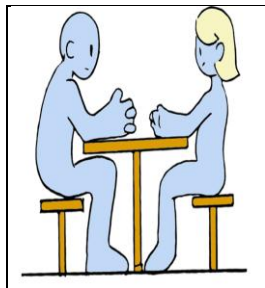
OR

The woman is sitting across from the man.

---

### Grammar Activity #4

Directions: Work with a partner. Show your partner a picture card. Your partner will practice speaking. Use the correct prepositions of place. Speak in complete sentences.



“The man is sitting across from the woman.”

OR

“The woman is sitting across from the man.”





Partner #1  
(show card)

Partner #2  
(practice speaking)



# Places in the Community

Directions: Look at the pictures. Read the vocabulary words below. Write the correct vocabulary word under each picture.



## Vocabulary

grocery store	park	bank	restaurant
gas station	school	market	laundromat
shopping mall	cafe	hospital	movie theater
hardware store	library	museum	dentist office
office building	bus stop	pharmacy	post office

## My City

Directions: Make a city. Where is the library? Where is the park? Where is the post office? Name the streets. Fill in all the boxes.

-----


-----

Directions: Talk about your city. Where is the bank? Use the prepositions in the box below.

*Example:* "The bank is **across** from the park."

### Prepositions of Place

in front of	between	behind
next to	across	on

**Our City:** Mixed Level Group Activity (directions on page 18)

Directions: Work with group. Make a new city together. Where is the library? Where is the park? Where is the post office? Name the streets. Fill in the boxes. When you are finished, tell the class about your city. Show the class your map.


Directions: Write about your city. Where is everything located?

*Example:* The bank is **across** from the park.

---

---

---

---

---

---

---

## Dialogs

Directions: Practice reading the dialogs with a partner.



**Man:** Excuse me. Can you help me?  
Do you know where the bank is?

**Woman:** The bank is on 10<sup>th</sup> Street.  
It is 10 minutes away from here.

**Man:** How do I get there?

**Woman:** Walk east on Pine Street up  
the hill. Turn left on 10<sup>th</sup> Street. The  
bank is on the right. It is next to the  
library.



**Man:** How do I get to the museum?

**Woman:** Do you want to walk or take  
the bus? It is a far walk!

**Man:** I want to walk. I like walking.

**Woman:** Go straight on R Street.  
Turn left on 6<sup>th</sup> Avenue. Go west on  
6<sup>th</sup> Avenue for 10 blocks. The  
museum is behind the big office  
building on H Street.



**A:** Is there a different movie  
theater near here?

**B:** Yes, it is very close.

**A:** How do I get there?

**B:** Go south 1 block on 21<sup>st</sup> Avenue.  
Turn left on Cedar Street. The  
theater is across from the park and  
between the bank and the cafe.



**A:** Do you want to go out to dinner?

**B:** Yes, I do. What restaurant do you  
want to go to?

**A:** I want to go to Racha. Do you  
know where Racha is?

**B:** Yes, I do. It is in front of the  
market and next to the music store.  
I will see you at 7:00pm!

# Word Scramble

Directions: 1. Find the words.      2. Write all the words on the lines.



Example: findthewords.  
Find the words.

1. leftupdownstraight (4 words)

---

2. turnrightnorthwest (4 words)

---

3. southeastgoblock (4 words)

---

4. corneracrossmapbetween (4 words)

---

5. onnexttodirectionsbehind (5 words)

---

6. infrontofcityprepositionsofplace (7 words)

---

**Story:** I am lost! (Sentence strips on page 17)

Directions: Find a partner. Look at all the strips of paper. Read them together. Put them in the correct order on the table.



Directions: Copy the story on the correct lines. Read the story to your partner when you are finished. Take turns reading the story.

**Man:** \_\_\_\_\_

**Woman:** \_\_\_\_\_

**Man:** \_\_\_\_\_

**Woman:** \_\_\_\_\_

**Man:** \_\_\_\_\_

**Woman:** \_\_\_\_\_

\_\_\_\_\_

\_\_\_\_\_

\_\_\_\_\_

\_\_\_\_\_

\_\_\_\_\_

\_\_\_\_\_

\_\_\_\_\_

\_\_\_\_\_

\_\_\_\_\_

## C-Test Practice

Directions: Listen to your partner read the story. Fill in the missing letters. Answer the questions when you are finished.

**Man:** Excuse me. Can yo\_\_ help m\_\_?

**Woman:** Yes, I ca\_\_ help yo\_\_. What d\_\_ you ne\_\_ \_?

**Man:** I ne\_\_ \_ to g\_\_ to th\_\_ pharmacy. D\_\_ you kn\_\_ \_  
where Walgr\_\_ \_ \_ ' \_ is?

**Woman:** Ye \_\_, I kn\_\_ \_ where Walg\_\_ \_ \_ \_ ' \_ is. I\_\_ is  
on\_\_ \_ 10 minu\_\_ \_ \_ from he\_\_ \_.


**Man:** How d\_\_ I get the\_\_ \_?

**Woman:** First g\_\_ west o\_\_ 8<sup>th</sup> Str\_\_ \_ \_ two blo\_\_ \_ \_ .  
Turn rig\_\_ \_ on B Str\_\_ \_ \_ . Go on\_\_ block o\_\_  
B Str\_\_ \_ \_ . Turn le\_\_ \_ on 9<sup>th</sup> Str\_\_ \_ \_ .  
Walgreen's is next to the laundromat and in front of the  
gas station.

- 
1. Where does he need to go? \_\_\_\_\_
  2. How many minutes does it take him? \_\_\_\_\_
  4. What street is Walgreen's on? \_\_\_\_\_
  5. What is Walgreen's next to? \_\_\_\_\_
  6. What is Walgreen's in front of? \_\_\_\_\_

# Word Search

Directions: Find and circle the words in the puzzle.



D	P	R	X	T	D	M	I	Q	B	L	O	C	K	U	J
Q	I	D	U	Q	J	N	Q	N	M	S	Y	P	S	L	R
Y	V	I	L	R	I	G	H	T	F	D	E	J	D	O	L
W	M	R	N	E	E	W	T	E	B	R	N	A	U	N	M
P	O	E	P	A	S	Y	U	W	G	U	O	I	S	B	O
T	P	C	N	F	N	Q	B	U	V	X	C	N	H	T	D
H	D	T	R	C	O	X	D	W	X	Y	J	M	T	E	B
G	W	I	U	O	I	U	S	P	S	S	O	A	N	O	B
I	S	O	T	R	T	H	S	O	J	F	Y	C	O	E	F
A	B	N	S	N	I	P	P	L	U	R	O	R	S	C	B
R	I	S	H	E	S	N	A	K	E	T	D	O	Z	J	O
T	P	M	F	R	O	G	M	W	T	F	H	S	W	O	D
S	D	N	C	R	P	W	J	X	E	M	T	S	G	O	P
I	I	Q	T	G	E	H	E	W	W	S	M	H	W	Y	J
W	T	H	F	P	R	N	T	V	K	G	T	N	K	A	N
Y	P	I	F	J	P	U	M	Q	G	U	P	X	T	L	K

## Word Bank

across	go	right
behind	in front of	south
between	left	straight
block	maps	turn
corner	next to	up
directions	north	west
down	on	east
prepositions		



## **Sentence Strips for the Story: Page 14**

Teacher: Cut them out and give to pairs of L1 students.

Excuse me. Can you help me?

Yes, I can help you. What do you need?

I need to go to the pharmacy. Do you know where Walgreen's is?

Yes, I know where Walgreen's is. It is only 10 minutes from here.

How do I get there?

First go west on 8<sup>th</sup> Street two blocks. Turn right on B Street.

Go one block on B Street. Turn left on 9<sup>th</sup> Street.

Walgreen's is next to the laundromat and in front of the gas station.

## **Our City:** Mixed Level Group Activity (activity on page 11)

Student Directions: Work with group. Make a new city together. Where is the library? Where is the park? Where is the post office? Name the streets. Fill in the boxes. When you are finished, tell the class about your city.

Teacher Directions: Supply each group with a large piece of paper and pens to draw their city on. If you have enough white board space, utilize the boards instead. Make sure the groups label all their streets and fill in all the boxes. Encourage them to include at least 20 different places in the community. Students should use the vocabulary they learned from page 9.

Presenter Directions: Tell the class the name of your city. Tell the class the names of the streets and show the class where all the different places in the community are. Teacher, encourage other students to ask questions about the presenting group's city (e.g., Where is the grocery store?). Presenting group needs to be prepared to answer the student's questions (e.g., It is behind the library). Tell students where places are located in relation to each other. Practice using the directional vocabulary and the prepositions of place you have learned.