



Maps and Directions Unit: Level 2 Name: _____


Directions: Look at the pictures. Talk about the pictures in a group.

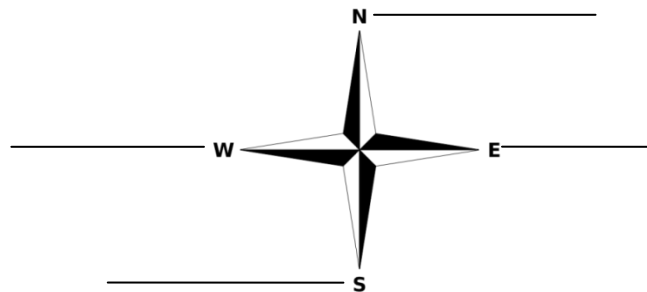



New Vocabulary

Directions: Look at the pictures below. Write the correct vocabulary words on the lines.





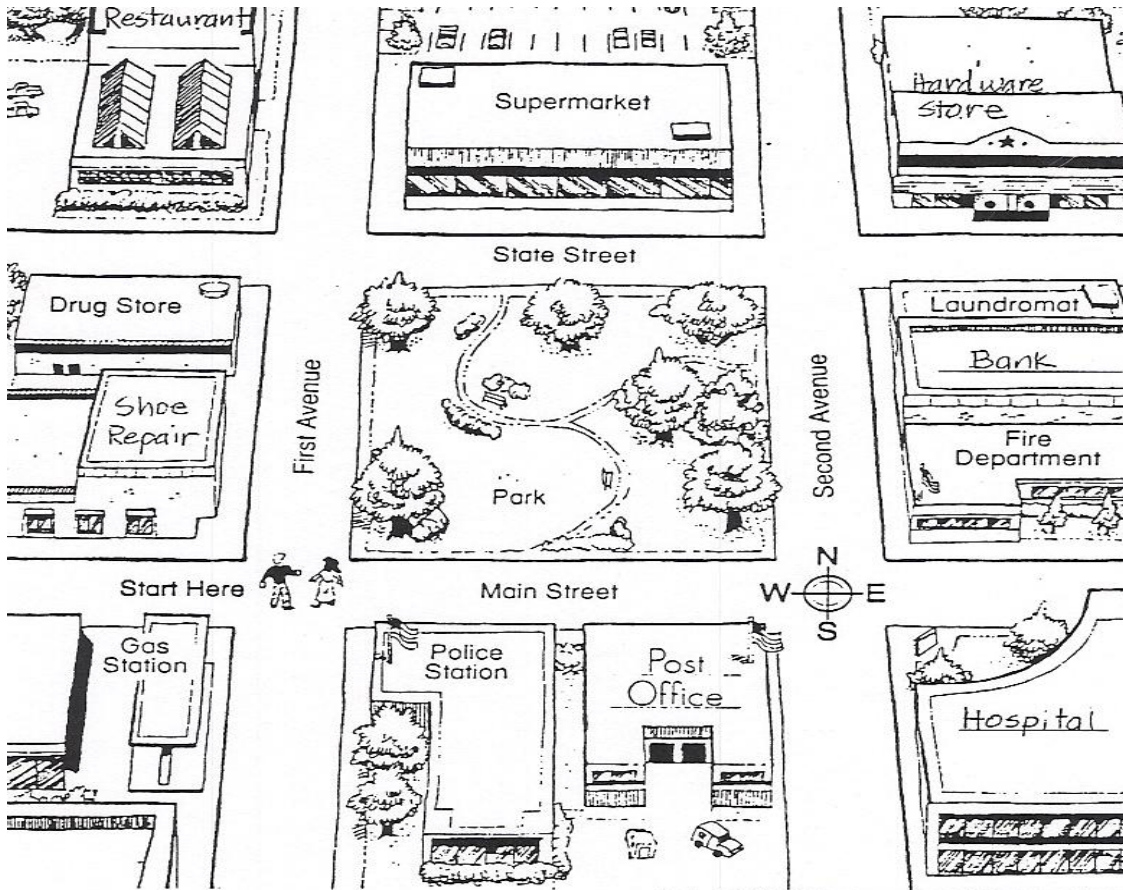


Vocabulary

d_wn	n_rth	str_ight	w_st	l_ft	bl_ck
r_ght	_p	s_uth	e_st	t_rn	c_rner

City Map

Directions: Look at the map. Find the compass. Circle the two people on the map then answer the questions below.



1. Go north on First Avenue one block. Turn right. Go one block on State Street. What is on the southeast corner? _____

2. Go east on Main Street one block. What is on the southwest corner? _____

3. Go north on First Avenue one half block. Turn left. Where are you? _____

4. Go east on Main Street one block. Turn left. Go one block north. Turn left. What is on the right? _____

5. Write the directions to go from the hospital to the supermarket.

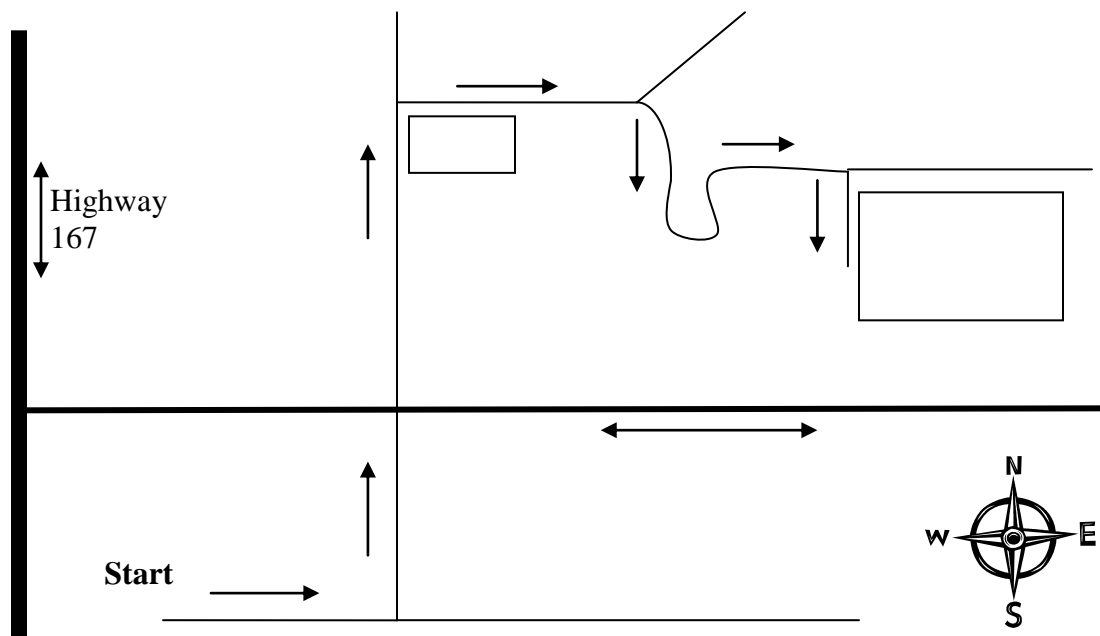
How Does David Drive To School?

Directions: Read the story.

My name is David. I live in south Auburn. I go to school at Green River Community College. I am studying English. I have class four times a week from 6:00pm to 9:00pm. It takes me fifteen minutes to drive to school. Here are the directions from my house.




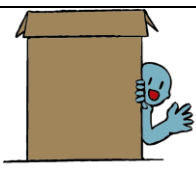


I live on 37th Street near Gildo Rey Elementary School. I **go east** on 37th Street. At M Street, I **turn left**. I **go straight** on M Street for many **blocks**. I **go** under Highway 18. I **turn right** on 8th Street NE (northeast) at the 7-11 store. I **go up** the hill and **turn right** on 105th Place SE (southeast). I continue to **go up** the hill for a couple of minutes. 105th Place SE becomes SE 320th Street. I continue on SE 320th Street for a few **blocks**. I **turn right** into the parking lot at Green River Community College. My class is near the **west** entrance of the school in the RLC building.

Directions: How does David get to school? Write the names of the streets on the map below. Where is Highway 18? Where is the 7-11 store? Where is Green River Community College?



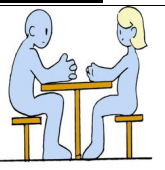





Grammar: Prepositions of Place

Directions: Look at the pictures. Read the prepositions.

	between		across		next to
	behind		in front of		on

Grammar Activity #1

Directions: Fill in the correct preposition. Read the sentences.







	The man is sitting _____ from the woman. a. next to b. across c. between
	The man is _____ the box. a. next to b. in front of c. behind
	The man is _____ the box. a. in front of b. behind c. across
	The bird is _____ the dog and cat. a. on b. across c. between
	The man is _____ the box. a. across b. next to c. in front of
	The man is _____ the box. a. in front of b. on c. next to

Grammar Activity #2

Directions: Write the sentences in the correct order. Fill in the missing prepositions from the box. Don't forget punctuation. Read your sentences to a partner when you are finished.


Prepositions of Place

in front of	between	behind
next to	across	on

	the / is / woman / sitting / from / man / the _____
	is / the / box / man / the _____
	box / is / man / the / the _____
	cat / the / is / dog / bird / the / and _____
	is / box / man / the / the _____
	box / the / the / man / is _____

Grammar Activity #3

Directions: Work with a partner. Show your partner a picture card (teacher: clip up). Your partner will practice speaking using the correct preposition in complete sentences.



“The man is sitting across from the woman.”
OR
“The woman is sitting across from the man.”

Partner #1
(show card)

Partner #2
(practice speaking)





Grammar Activity #4

Directions: Work with a partner. Look around the classroom. Where is the clock? Where is the door? Talk about your classroom then write about your classroom on the lines below. Use all the prepositions you have learned.

Example: The clock is **on** the wall.

Places in the Community

Directions: Look at the pictures. Read the vocabulary words below. Write the correct vocabulary word under each picture.



Vocabulary

gr_cery store	p_rk	b_nk	resta_rant
gas st_tion	sch_ol	m_rket	la_ndromat
sh_pping mall	caf_	hosp_tal	movie the_ter
h_rdware store	libr_ry	mus_um	dentist office
office bu_lding	bus st_p	pharm_cy	p_st office

My City

Directions: Make a city. Where is the library? Where is the park? Where is the post office? Name the streets. Fill in all the boxes.

Directions: Write about your city. Where is everything located? Use all the prepositions you have learned. When you are finished, tell a partner about your city. Show your map to your partner.

Example: The bank is **across** from the park.

Our City: Mixed Level Group Activity (directions on page 18)

Directions: Work with group. Make a new city together. Where is the library? Where is the park? Where is the post office? Name the streets. Fill in the boxes. When you are finished, tell the class about your city. Show the class your map.

Directions: Write about your city. Where is everything located?

Example: The bank is **across** from the park.

Dialog

Directions: Practice reading the dialogs with a partner.



Man: Excuse me. Can you help me? Do you know where the closest bank is? I need to use an ATM machine.

Woman: The closest bank is on 10th Street. It's about a 10 minute walk from here.

Man: How do I get there?

Woman: Walk east on Pine Street up the hill. Turn left on 10th Street. The bank is on the right, next to the library.



Man: How do I get to the museum?

Woman: Do you want to walk or take the bus? It is a far walk!

Man: I want to walk. I like walking.

Woman: Go straight on R Street. Turn left on 6th Avenue. Go west on 6th Avenue for 10 blocks. At H Street turn right. Go north 3 blocks on H Street. The museum is on the northeast corner of H Street and 9th Avenue, behind the office building.



A: We have no more tickets. Sorry, we are sold out!

B: Is there another movie theater near here?

A: Yes, it's very close.

B: How do I get there?

A: Go south 1 block on 21st Avenue. Turn left on Cedar Street. The theater is across from the park and between the bank and the cafe.



A: What are you doing tonight? Do you want to go out to dinner?

B: Yeah, that sounds good. What restaurant do you want to go to?

A: I want to go to Racha. I really want some spicy Thai food.

B: Racha is on Mercer Street right?

A: Yes, it is. It's across from the market and next to the music store. I will see you at 7:00pm!

*****Write your own dialog with a partner*****

Word Scramble

Directions: 1. Find the words. 2. Write all the words on the lines.



Example: findthewords.
Find the words.

1. jilleftnmvvpwjgupvpoijewdownvlkewustraightdknvmq (4 words)

2. mavoiwturnvpekrightvkwiknorthvkwopijnvwestkboiu (4 words)

3. vopmsouthvnpwopseastbmvowptjhgolvlkqwnmbkblockh (4 words)

4. wovmcornerjlgeeacrossmnbwsmagpkpeoiejgbetweend (4 words)

5. dvkwonskvcionexttovlwfogbldirectionslvownsbehindf (5 words)

6. akwivinfrontofvkwofcitylbvownprepositionsofplacek (7 words)

Story: I am lost! (Sentence strips on page 17)

Directions: Find a partner. Look at all the strips of paper. Read them together. Put them in the correct order on the table.



Directions: Copy the story on the correct lines. Read the story to your partner when you are finished. Take turns reading the story.

Man: _____

Woman: _____

Man: _____

Woman: _____

Man: _____

Woman: _____

C-Test Practice

Directions: Listen to your partner read the story. Fill in the missing letters. Answer the questions when you are finished.

Man: Excuse me. Can yo__ help m__? I a__ lost!

Woman: Ye__, I ca__ help yo__. What d__ you ne__?

Man: __ need t__ go t__ the phar___. Do yo__ know whe__ Walgreen's i__?

Woman: Ye__, I kn__ where Walgr___' is. I__ is on__ 10 minu__ from he__.

Man: Good! Ca__ you te__ me ho__ to ge__ there?

Woman: Ye__, I ca__. Go we__ on 8th Str__ a couple o__ blocks. Tu__ right o__ B Street. G__ 1 block o__ B Str__ and th__ turn le__ on 9th Street. G__ 2 blo__ on 9th Str__ and th__ turn rig__ on C Str__. Go do__ the hi__. At th__ bottom o__ the hi__ turn le__ on 13th Str__. Walgreen's wi__ be o__ the north__ corner o__ 13th Street an__ D Str__. It is next to the laundromat and in front of the gas station.

1. Where does he need to go? _____

2. Is Walgreen's near or far away? How many minutes does it take him? _____


4. Walgreen's is on the corner of what two streets? _____

5. What is Walgreen's next to? _____

6. What is Walgreen's in front of? _____

Word Search

Directions: Find and circle the words in the puzzle.



D	P	R	X	T	D	M	I	Q	B	L	O	C	K	U	J
Q	I	D	U	Q	J	N	Q	N	M	S	Y	P	S	L	R
Y	V	I	L	R	I	G	H	T	F	D	E	J	D	O	L
W	M	R	N	E	E	W	T	E	B	R	N	A	U	N	M
P	O	E	P	A	S	Y	U	W	G	U	O	I	S	B	O
T	P	C	N	F	N	Q	B	U	V	X	C	N	H	T	D
H	D	T	R	C	O	X	D	W	X	Y	J	M	T	E	B
G	W	I	U	O	I	U	S	P	S	S	O	A	N	O	B
I	S	O	T	R	T	H	S	O	J	F	Y	C	O	E	F
A	B	N	S	N	I	P	P	L	U	R	O	R	S	C	B
R	I	S	H	E	S	N	A	K	E	T	D	O	Z	J	O
T	P	M	F	R	O	G	M	W	T	F	H	S	W	O	D
S	D	N	C	R	P	W	J	X	E	M	T	S	G	O	P
I	I	Q	T	G	E	H	E	W	W	S	M	H	W	Y	J
W	T	H	F	P	R	N	T	V	K	G	T	N	K	A	N
Y	P	I	F	J	P	U	M	Q	G	U	P	X	T	L	K

Word Bank

across	go	right
behind	in front of	south
between	left	straight
block	maps	turn
corner	next to	up
directions	north	west
down	on	east
prepositions		

Sentence Strips for the Story: Page 14

Teacher: Cut them out and give to pairs of L2 students.

Excuse me. Can you help me? I am lost!

Yes, I can help you. What do you need?

I need to go to the pharmacy. Do you know where Walgreen's is?

Yes, I know where Walgreen's is. It is only 10 minutes from here.

Good! Can you tell me how to get there?

Yes, I can. Go west on 8th Street a couple of blocks. Turn right on B Street.

Go 1 block on B Street and then turn left on 9th Street.

Go 2 blocks on 9th Street and then turn right on C Street. Go down the hill.

At the bottom of the hill turn left on 13th Street.

Walgreen's will be on the northwest corner of 13th Street and D Street. It is next to the laundromat and in front of the gas station.

Our City: Mixed Level Group Activity (activity on page 11)

Student Directions: Work with group. Make a new city together. Where is the library? Where is the park? Where is the post office? Name the streets. Fill in the boxes. When you are finished, tell the class about your city.

Teacher Directions: Supply each group with a large piece of paper and pens to draw their city on. If you have enough white board space, utilize the boards instead. Make sure the groups label all their streets and fill in all the boxes. Encourage them to include at least 20 different places in the community. Students should use the vocabulary they learned from page 9.

Presenter Directions: Tell the class the name of your city. Tell the class the names of the streets and show the class where all the different places in the community are. Teacher, encourage other students to ask questions about the presenting group's city (e.g., Where is the grocery store?). Presenting group needs to be prepared to answer the student's questions (e.g., It is behind the library). Tell students where places are located in relation to each other. Practice using the directional vocabulary and the prepositions of place you have learned.