

**Maps and Directions Unit: Level 3**     **Name:** \_\_\_\_\_

Directions: Look at the picture. What do you see? Where do you think he is going? Is he lost? Write about the picture on the lines below. Read your story to your group when you are finished.



---

---

---

---

---

---

---

---

---

---

---

---

---

---

---

---

---

---

---

---

---

---

---

---

## New Vocabulary

Directions: Look at the pictures below. Write the correct vocabulary words on the lines.



\_\_\_\_\_

\_\_\_\_\_

\_\_\_\_\_

\_\_\_\_\_

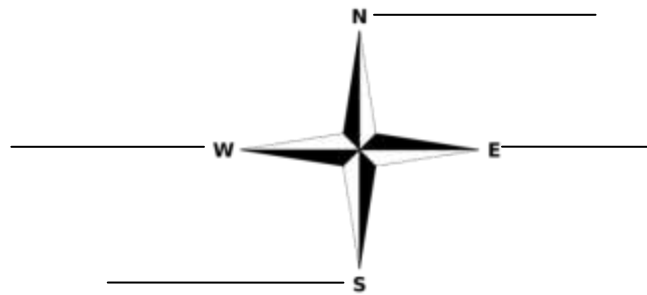

\_\_\_\_\_



\_\_\_\_\_

\_\_\_\_\_

\_\_\_\_\_



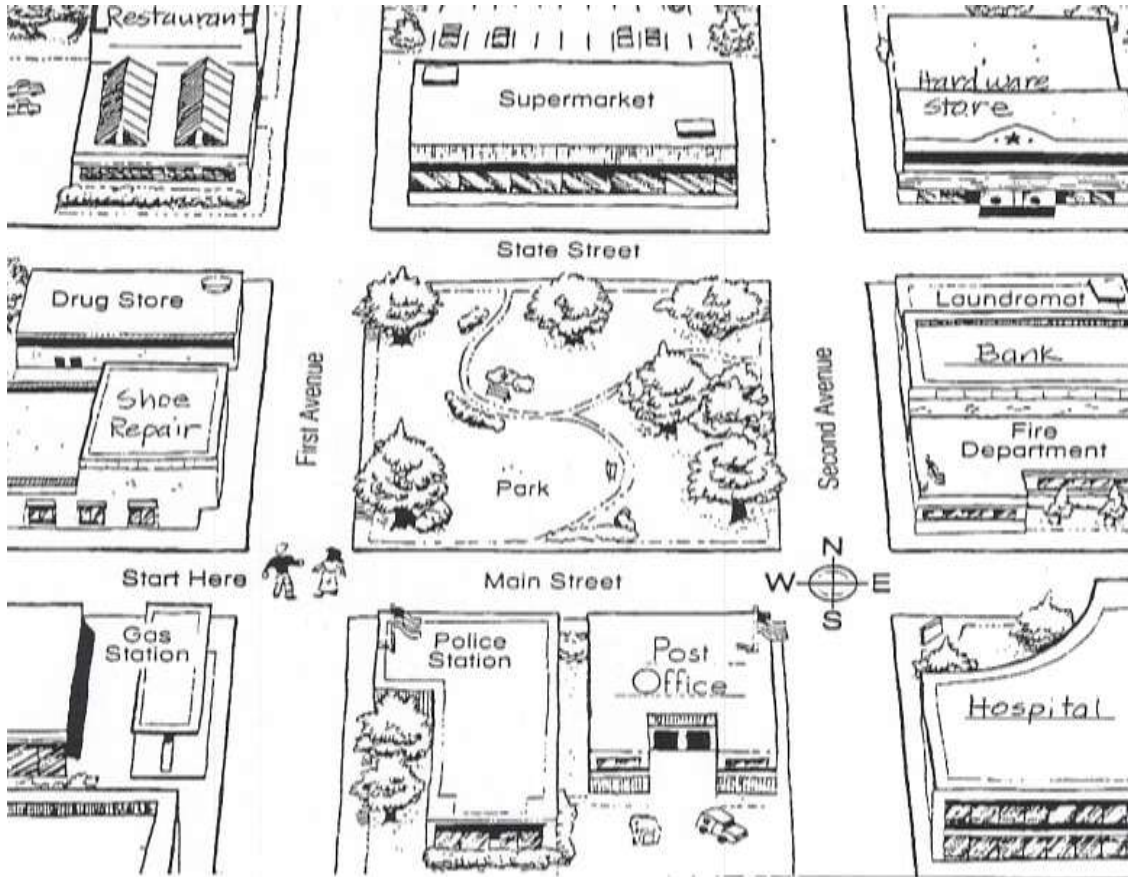
\_\_\_\_\_

### Vocabulary

d_w_	n_rt_	s_r_i_h_	w_s_	l_f_	b_o_k
r_g_t	u_	s_u_h	g_	e_s_	t_r_ c_r_e_

# City Map

Directions: Look at the map. Find the compass. Circle the two people on the map and answer the questions below.



1. Go north on First Avenue one block. Turn right. Go one block on State Street.  
What is on the southeast corner? \_\_\_\_\_

2. Go east on Main Street one block. Turn left. Go one block north. Turn left.  
What is on the right? \_\_\_\_\_

3. Write the directions to go from the gas station to the hardware store. \_\_\_\_\_  
\_\_\_\_\_

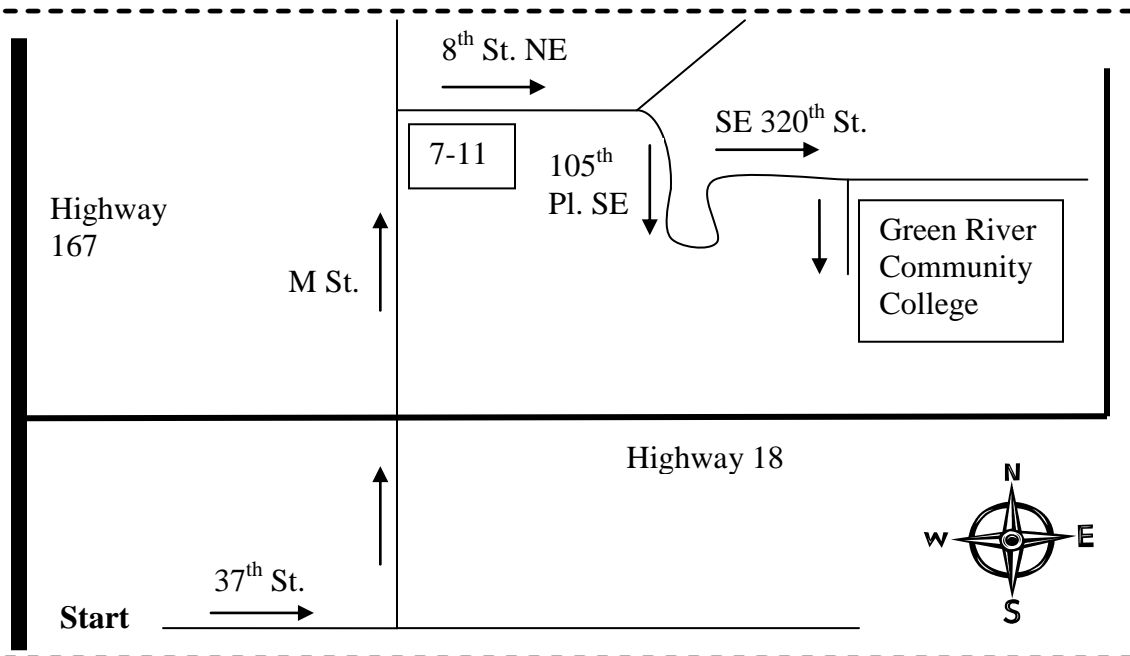
4. Write the directions to go from the restaurant to the post office. \_\_\_\_\_  
\_\_\_\_\_

5. Write the directions to go from the hospital to the supermarket. \_\_\_\_\_  
\_\_\_\_\_

# How Does David Drive to School?

Directions: Read the story.

My name is David. I live in south Auburn. I go to school at Green River Community College. I am studying English. I have class four times a week from 6:00pm to 9:00pm. It takes me fifteen minutes to drive to school. Here is a map of how I drive to school.



Directions: Look at the map. How does David drive to school?

Write the directions on the lines below. Include all the names of the streets and the directional vocabulary we learned on page 2.

---

---

---

---

---

---

---


---

---

---

## How Do You Get to School?

Directions: Make a map of how you get to school from your house or apartment. Include the names of the streets if you can.



Directions: Write the directions of how you get to school from your house or apartment. Read your directions to a partner when you are finished. Show your map to your partner.

---

---

---

---

---

---

---

---

---

---

---

---

---

---

---

---

---

---

---

---

---

---







---

---

---







## Grammar: Prepositions of Place

Directions: Look at the pictures. Read the prepositions.

	between		across		next to
	behind		in front of		on





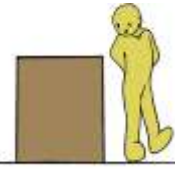

## Grammar Activity #1

Directions: Write the sentences in the correct order. Fill in the missing prepositions. Don't forget punctuation. Read your sentences to a partner when you are finished.

	the / is / woman / sitting / from / man / the _____
	is / the / box / man / the _____
	box / is / man / the / the _____
	cat / the / is / dog / bird / the / and _____
	is / box / man / the / the _____
	box / the / the / man / is _____

## Grammar Activity #2

Directions: Write 1-2 sentences for each picture. Use all the prepositions of place.

	<p>1. The man is sitting _____ from the woman.</p> <p>2. The woman is sitting _____ from the man.</p>
	<p>1.</p> <p>2.</p>
	<p>1.</p> <p>2.</p>
	<p>1.</p> <p>(only 1 sentence)</p>
	<p>1.</p> <p>2.</p>
	<p>1.</p> <p>(only 1 sentence)</p>

### Grammar Activity #3

Directions: Work with a partner. Show your partner a picture card (teacher: clip up). Your partner will practice speaking using the correct preposition in complete sentences.



Partner #1  
(show card)

“The man is sitting **across** from the woman.”  
  
OR  
  
“The woman is sitting **across** from the man.”

Partner #2  
(practice speaking)

---

### Grammar Activity #4

Directions: Look around the classroom. Choose five things. Where are they located? Write about them on the lines below. Use all the prepositions of place. When you are finished, read them to a partner. Your partner must locate all five things.

*Example:* Student A: #1 is **behind** the table and **on** the wall.  
Student B: #1 is the clock.

1. \_\_\_\_\_

2. \_\_\_\_\_

3. \_\_\_\_\_



4. \_\_\_\_\_

5. \_\_\_\_\_



# Places in the Community

Directions: Look at the pictures. Read the vocabulary words below. Write the correct vocabulary word under each picture.



## Vocabulary

gr\_cery st\_re

p\_rk

b\_nk

r\_staur\_nt

g\_s st\_tion

sch\_ol

m\_rk\_t

la\_ndr\_mat

sh\_pp\_ng m\_ll

c\_fe

h\_sp\_tal

m\_vie th\_ater

h\_rdware st\_re

libr\_ry

m\_s\_um

d\_ntist\_ffice

off\_ce build\_ng

b\_s st\_p

ph\_rm\_cy

p\_st off\_ce

## My City

Directions: Make a city. Where is the library? Where is the park? Where is the post office? Name the streets. Fill in all the boxes.


Directions: Write about your city. Where is everything located? Use all the prepositions you have learned. When you are finished, tell a partner about your city. Show your map to your partner.

*Example:* The bank is **across** from the park.

---

---

---

---

---

---

---

**Our City:** Mixed Level Group Activity (directions on page 18)

Directions: Work with group. Make a new city together. Where is the library? Where is the park? Where is the post office? Name the streets. Fill in the boxes. When you are finished, tell the class about your city. Show the class your map.


Directions: Write about your city. Where is everything located?

*Example:* The bank is **across** from the park.

---

---

---

---

---

---

---

## Dialog

Directions: Practice reading the dialogs with a partner.



**Man:** Excuse me. Can you help me? Do you know where the closest bank is? I need to use an ATM machine.  
**Woman:** The closest bank is on 10<sup>th</sup> Street. It's about a 10 minutes from here if you walk.  
**Man:** Great. How do I get there?  
**Woman:** Walk east on Pine Street up the hill. Turn left on 10<sup>th</sup> Street. The bank is on the right, next to the library. It is on the northeast corner.



**Man:** How do I get to the museum?  
**Woman:** Are you going to walk or take the bus? It's far from here.  
**Man:** I prefer to walk. I like walking.  
**Woman:** Go straight on R Street. Turn left on 6<sup>th</sup> Avenue. Go west on 6<sup>th</sup> Avenue for 10 blocks. At H Street turn right. Go north 3 blocks on H Street. The museum is on the northeast corner of H Street and 9<sup>th</sup> Avenue, behind the office building.



**A:** We have no more tickets available. Sorry, we are all sold out!  
**B:** Is there another movie theater near here? I really want to see this film tonight.  
**A:** Yes, there is. It's very close.  
**B:** How do I get there?  
**A:** Go south 1 block on 21<sup>st</sup> Avenue. Turn left on Cedar Street. The theater is across from the park and between the bank and the cafe.



**A:** What are you doing tonight? Do you want to go out to dinner?  
**B:** Yeah, that sounds good. What restaurant do you want to go to?  
**A:** I want to go to Racha. I really want some spicy Thai food.  
**B:** Racha is on Mercer Street right?  
**A:** Yes, it is. It's across from the market and next to the music store. It is on the southwest corner. I will see you at 7:00pm!

**\*\*\*Write your own dialog with a partner\*\*\***

# Word Scramble

Directions: 1. Find the words.                      2. Write all the words on the lines.



Example: findthewords.  
Find the words.

1. jilleftnmvpwjgupvpoijewdownvlkewustraightdknvmq (4 words)

---

2. mavoiwturnvpekrightvkwiknorthvkwopijnvwestkboiu (4 words)

---

3. vopmsouthvnpwopseastbmvowptjhgolvlkqwnmbkblockh (4 words)

---

4. wovmcornerjlgeeacrossmnbwsmagpkpeoiejgbetweend (4 words)

---

5. dvkwonskvcionexttovlwfogbldirectionslvownsbehindf (5 words)

---

6. akwivinfrontofvkwofcitylbvownprepositionsofplacek (7 words)

---

# Story: I am lost! (Sentence strips on pages 18-19)

Directions: Find a partner. Look at all the strips of paper. Read them together. Put them in the correct order on the table.



Directions: Copy the story on the correct lines. Read the story to your partner when you are finished. Take turns reading the story.

**Man:** \_\_\_\_\_

**Woman:** \_\_\_\_\_

**Man:** \_\_\_\_\_

**Woman:** \_\_\_\_\_

**Man:** \_\_\_\_\_

**Woman:** \_\_\_\_\_

\_\_\_\_\_

\_\_\_\_\_

\_\_\_\_\_

\_\_\_\_\_

**Man:** \_\_\_\_\_

**Woman:** \_\_\_\_\_

\_\_\_\_\_

**Man:** \_\_\_\_\_

**Woman:** \_\_\_\_\_

**Man:** \_\_\_\_\_

**Woman:** \_\_\_\_\_

## C-Test Practice

Directions: Listen to your partner read the story from page 14.  
Fill in the missing letters.

**Man:** Excuse me. Can yo\_\_ help m\_\_? I a\_\_ lost!

**Woman:** Ye\_\_, I ca\_\_ help yo\_\_. What d\_\_ you ne\_\_ \_\_?

**Man:** I ne\_\_ \_\_ to g\_\_ to th\_\_ pharmacy. D\_\_ you kn\_\_ \_\_  
where Walgr\_\_ \_\_ \_\_ ' \_\_ is?

**Woman:** Ye\_\_, I kn\_\_ \_\_ where Walgr\_\_ \_\_ \_\_ ' \_\_ is. I\_\_ is  
on\_\_ \_\_ 10 minu\_\_ \_\_ \_\_ from he\_\_ \_\_.

**Man:** Good! Ca\_\_ you te\_\_ \_\_ me ho\_\_ to ge\_\_ there?

**Woman:** Ye\_\_, I ca\_\_. Go we\_\_ \_\_ on 8<sup>th</sup> Str\_\_ \_\_ \_\_ a couple  
o\_\_ blocks. Tu\_\_ \_\_ right o\_\_ B Street. G\_\_ 1 block  
o\_\_ B Str\_\_ \_\_ \_\_ and th\_\_ \_\_ turn le\_\_ \_\_ on 9<sup>th</sup>  
Str\_\_ \_\_ \_\_. Go 2 blo\_\_ \_\_ \_\_ on 9<sup>th</sup> Str\_\_ \_\_ \_\_ and  
th\_\_ \_\_ turn rig\_\_ \_\_ on C Str\_\_ \_\_ \_\_. Go do\_\_ \_\_ the  
hi\_\_ \_\_. At th\_\_ bottom o\_\_ the hi\_\_ \_\_ turn le\_\_ \_\_  
on 13<sup>th</sup> Str\_\_ \_\_ \_\_. Walgreen's wi\_\_ \_\_ be o\_\_ the  
northw\_\_ \_\_ \_\_ corner o\_\_ 13<sup>th</sup> Street an\_\_ D  
Str\_\_ \_\_ \_\_. It i\_\_ next t\_\_ the laund\_\_ \_\_ \_\_ \_\_  
and i\_\_ front o\_\_ the ga\_\_ station.

**Man:** Wh\_\_ \_\_ is th\_\_ name o\_\_ the laund\_\_ \_\_ \_\_ \_\_?

**Woman:** It i\_\_ called *Th\_\_ Sit an\_\_ Spin*. I\_\_ is a  
laund\_\_ \_\_ \_\_ \_\_ and a ca\_\_ \_\_. They ha\_\_ \_\_ really  
go\_\_ \_\_ coffee an\_\_ pastries.

**Man:** Th\_\_ Sit an\_\_ Spin? I\_\_ that ne\_\_ \_\_ to Central Pa\_\_ \_\_?

**Woman:** Yes, i\_\_ is. I\_\_ is acr\_\_ \_\_ the str\_\_ \_\_ from th\_\_ park.

**Man:** I kn\_\_ \_\_ that pla\_\_ \_\_. I we\_\_ \_\_ there la\_\_ \_\_ weekend t\_\_ meet a fri\_\_ \_\_. I kn\_\_ \_\_ where I a\_\_ going no\_\_.  
Thanks fo\_\_ your he\_\_ \_\_.

**Woman:** No prob\_\_ \_\_ \_\_. Take care.

-----  
Directions: Answer the questions with complete sentences. Read them to a partner when you are finished.

1. Where does he need to go? \_\_\_\_\_

2. Walgreen's is on the corner of what two streets? \_\_\_\_\_  
\_\_\_\_\_

3. Do you think he will make it to Walgreen's? Why or why not?  
\_\_\_\_\_  
\_\_\_\_\_  
\_\_\_\_\_


4. Do you go to Walgreen's? Why? \_\_\_\_\_  
\_\_\_\_\_  
\_\_\_\_\_

5. What pharmacy do you go to? \_\_\_\_\_  
\_\_\_\_\_



# Word Search

Directions: Find and circle the words in the puzzle.



D	P	R	X	T	D	M	I	Q	B	L	O	C	K	U	J
Q	I	D	U	Q	J	N	Q	N	M	S	Y	P	S	L	R
Y	V	I	L	R	I	G	H	T	F	D	E	J	D	O	L
W	M	R	N	E	E	W	T	E	B	R	N	A	U	N	M
P	O	E	P	A	S	Y	U	W	G	U	O	I	S	B	O
T	P	C	N	F	N	Q	B	U	V	X	C	N	H	T	D
H	D	T	R	C	O	X	D	W	X	Y	J	M	T	E	B
G	W	I	U	O	I	U	S	P	S	S	O	A	N	O	B
I	S	O	T	R	T	H	S	O	J	F	Y	C	O	E	F
A	B	N	S	N	I	P	P	L	U	R	O	R	S	C	B
R	I	S	H	E	S	N	A	K	E	T	D	O	Z	J	O
T	P	M	F	R	O	G	M	W	T	F	H	S	W	O	D
S	D	N	C	R	P	W	J	X	E	M	T	S	G	O	P
I	I	Q	T	G	E	H	E	W	W	S	M	H	W	Y	J
W	T	H	F	P	R	N	T	V	K	G	T	N	K	A	N
Y	P	I	F	J	P	U	M	Q	G	U	P	X	T	L	K

## Word Bank

across	go	right
behind	in front of	south
between	left	straight
block	maps	turn
corner	next to	up
directions	north	west
down	on	east
prepositions		

## **Sentence Strips for the Story: Page 14**

Teacher: Cut them out and give to pairs of L3 students.

Excuse me. Can you help me? I am lost!

Yes, I can help you. What do you need?

I need to go to the pharmacy. Do you know where Walgreen's is?

Yes, I know where Walgreen's is. It is only 10 minutes from here.

Good! Can you tell me how to get there?

Yes, I can. Go west on 8<sup>th</sup> Street a couple of blocks. Turn right on B Street.

Go 1 block on B Street and then turn left on 9<sup>th</sup> Street.

Go 2 blocks on 9<sup>th</sup> Street and then turn right on C Street. Go down the hill.

At the bottom of the hill turn left on 13<sup>th</sup> Street.

Walgreen's will be on the northwest corner of 13<sup>th</sup> Street and D Street. It is next to the laundromat and in front of the gas station.

What is the name of the laundromat?

It is called *The Sit and Spin*. It is a laundromat and a cafe. They have really good coffee and pastries.

*The Sit and Spin?* Is that near Central Park?

Yes it is. It is across the street from the park.

I know that place. I went there last weekend to meet a friend. I know where I am going now. Thanks for your help.

No problem. Take care.

## **Our City:** Mixed Level Group Activity (activity on page 11)

Student Directions: Work with group. Make a new city together. Where is the library? Where is the park? Where is the post office? Name the streets. Fill in the boxes. When you are finished, tell the class about your city.

Teacher Directions: Supply each group with a large piece of paper and pens to draw their city on. If you have enough white board space, utilize the boards instead. Make sure the groups label all their streets and fill in all the boxes. Encourage them to include at least 20 different places in the community. Students should use the vocabulary they learned from page 9.

Presenter Directions: Tell the class the name of your city. Tell the class the names of the streets and show the class where all the different places in the community are. Teacher, encourage other students to ask questions about the presenting group's city (e.g., Where is the grocery store?). Presenting group needs to be prepared to answer the student's questions (e.g., It is behind the library). Tell students where places are located in relation to each other. Practice using the directional vocabulary and the prepositions of place you have learned.