

Parts of the Body: Level 2

Name: _____

Directions: Look at the picture.



1

2

3

4

5

Directions: Answer the questions with **COMPLETE** sentences

1. Look at #1. Does he have **long** or **short** hair?

2. Look at #2. Does he have a **big** or **small** nose?

Directions: What do the other people look like? Write about them on the lines below. Read your answers to your group.

Directions: Label the parts of the body below. Use the picture dictionary to help you.




Directions: Write the parts of the body in the correct categories. Write the singular and plural forms of each word.

Head/Face	Upper Body	Lower Body

New Vocabulary Activities #1: Paper Person

Directions: In a group, write all the new vocabulary words on small pieces of paper from page 2. Finished? Choose 1 person in the group to be the model. The model stands up in front of the class. When the teacher says, "Go!" tape all the pieces of paper onto the model in the correct places. You get 1 point for every piece of paper in the correct location. The word must be spelled correctly.




Review:

Directions: Do you remember all the new words? Write them in the correct categories below. Read them to your partner when you are finished. Point to the body part after you read the words.

Head/Face	Upper Body	Lower Body


New Vocabulary Activities #2: Teacher Says...

Directions: Stand up! Watch and listen to the teacher. When you hear, "Teacher says point to your..." you must point to the correct body part. Be careful! If you don't hear, "Teacher says..." you must not point to anything. If you do, you must sit down.



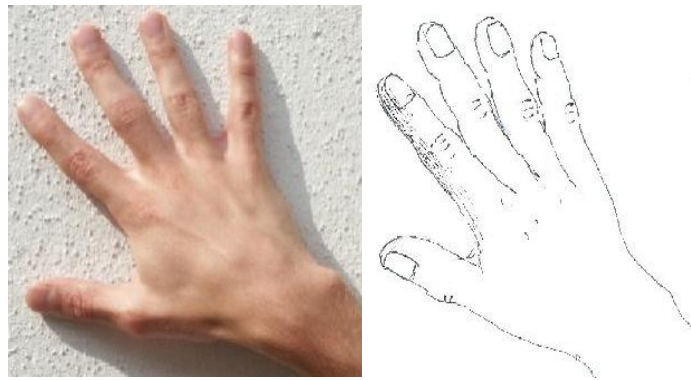
New Vocabulary Activities #3: Student (your name) Says...

Directions: In a group choose 1 classmate to be the teacher. Stand up! Watch and listen to your classmate. When you hear, "Student says point to your..." you must point to the correct body part. Be careful! If you don't hear, "Student says..." you must not point to anything. If you do, you must sit down.




New Vocabulary Activities #4: Pictionary

Directions: Get into groups. 1 person is the artist. The teacher tells the artist to draw a part of the body. When the teacher says "Go", the artist draws the part of the body on the whiteboard. Your group must write the name of the body part on a piece of paper. Finished? Hold it up for the teacher to see. It must be spelled correctly. The first group to guess the part of the body gets 1 point. Take turns being the artist and the writer.










New Vocabulary Activities #5: Can You Label the Picture?

Directions: Get into two large groups. The teacher draws two pictures of the human body on the whiteboard. When the teacher says "Go", write as many parts of the body as you can on the whiteboard. You have 5 minutes. The group gets 1 point for each word. The words must be spelled correctly! Work together.



Grammar: Subject Pronouns

Directions: Write the correct subject pronoun next to the pictures. Use the words in the box below.

Subject Pronouns

It	We	She	They
I		He	You

Directions: Write the correct subject in the blanks below.

___ **am** a student.

___ **are** my friend.

___ **is** a man.

___ **are** students.

___ **is** a woman.

___ **are** friends.

___ **is** a book.

Using subject pronouns and the "be" verb, write 10 sentences and 10 questions

Grammar: Present Tense

I: Statements

Subject + have/has + ...

I You We They	have	brown eyes. big feet. long hair.
He She It	has	

Directions: Write about you. What do you look like?

I have _____

II. Negative Statements

Subject + do/does + not + have/has + ...

I You We They	don't (do + <u>not</u>)	have	blue eyes. small feet. short hair.
He She It	doESn't (does + <u>not</u>)	have	

Directions: Write about you. What do you **not** look like?

I don't _____

Grammar: Present Tense

I: Statements

Directions: Work with a partner. Look at your partner. What does he/she look like? Write 3 sentences about your partner.

REMEMBER: He/She/IT = has

He/She

___ has _____



II. Negative Statements

Directions: Work with a partner. Look at your partner. What does he/she **not** look like? Write 3 more sentences.

REMEMBER: He/She/IT = doesn't

He/She

___ doesn't _____

Dialogs:

Directions: Practice reading the dialogs with a partner.



Man#1: What does Marco look like?
Man#2: He has short, straight black hair. He has big brown eyes. He has a small nose and small ears. He is skinny. He always wears a hat.
Man#1: Does he have a beard?
Man#2: Yes, he has a beard. His beard is short and black like his hair.
Man#1: Is he short or tall?
Man#2: He is short.



Doctor: How are you today?
Woman: Better thanks!
Doctor: Is the medicine working?
Woman: Yes, it is. My stomach, back, head and chest feel normal. My arms are still a little achy.
Doctor: That is good news. Your arms will feel normal in a couple of days. Continue taking the medicine.
Woman: Okay, thanks for your help.



Man: How are your grandchildren? What do they look like these days?
Woman: Emily is beautiful. Her hair is long and curly. Her eyes are bright green. She is 20 years old now!
Man: How is John? How old is he?
Woman: John is 22 years old..
Man: How is his leg doing since his injury last year?
Woman: It is doing much better now!



Woman: Do you have children?
Man: Yes, I have a daughter and son.
Woman: How old are they?
Man: My daughter is 7 years old. My son is 5 years old.
Woman: What do they look like?
Man: My daughter has short, black hair. She has brown eyes. She has a small nose and mouth like me. My son looks like my wife.

*****Write your own dialog with a partner*****

Word Scramble:

Directions: 1. Find the words.

2. Write all the words on the lines.



Example: findthewords.
Find the words.

1. vdlkjheadneefacewrgeyesbgcheeksnyhairpoiearslw (6 words)

2. uwanosegqlipsndchinadaeyebrowspqadamouthluweid (5 words)

3. xqpuppervuqbodybiwneckwdshouldersbvchesttarms (6 words)


4. qelbowshedhandststomachlsbackvfingersbthumbstr (6 words)

5. cjloweretbodynfhipswaoalegsvlthighsfayokkneeshius(6 words)

6. woacalvesfwtfeetguisanklesqqostoegoegshinspxauq (6 words)

Story: Erin's Family

Directions: Find a partner. Look at all the strips of paper. Read them together and put them in the correct order on the table.



Directions: Copy the story on the lines below. Read the story to your partner. Take turns reading the story.

Krista: _____

Erin: _____

Krista: _____

Erin: _____

Krista: _____

Erin: _____

Krista: _____

Erin: _____

Krista: _____

Erin: _____

Krista: _____

Story: C-Test Practice

Directions: Listen to your partner read the story from page 11.
Fill in the missing letters.

Kirsta: Hey Erin, how are you?

Erin: I' _ good tha _ _ _.

Krista: How i _ your fam _ _ _?

Erin: They ar _ good.

Krista: Ho _ old i _ your sis _ _ _ now?

Erin: Sh _ is 23 yea _ _ old.

Krista: What col _ _ is he _ hair?

Erin: He _ hair i _ black.

Krista: Wh _ _ does he _ hair lo _ _ like?

Erin: He _ hair i _ long an _ straight.

Krista: Sh _ changed he _ hair col _ _ again! It **was** brown
last time I **saw** her.

Directions: Answer the questions in COMPLETE sentences.

1. How is Erin? _____
2. How is Erin's family? _____
3. How old is Erin's sister? _____
4. What color is her sister's hair? _____
5. What does her sister's hair look like? _____

6. How old are you? _____
7. What color is your hair? _____
8. What does your hair look like? _____

Word Search:

Directions: Find and circle the words in the puzzle.



E	Q	P	K	C	A	B	Z	K	T	S	P	I	L	F	A	O
X	L	O	S	H	O	U	L	D	E	R	S	S	X	Z	P	B
M	W	S	J	S	H	H	S	B	M	U	H	T	G	C	S	L
O	C	E	D	R	H	X	Z	C	Z	O	U	V	Y	H	M	U
U	G	L	F	A	B	A	K	V	A	M	F	N	W	E	R	A
T	C	K	B	E	O	N	I	S	S	L	X	O	X	S	A	J
H	N	N	R	J	E	M	T	R	H	N	V	S	R	T	Q	T
Z	R	A	W	E	C	O	H	T	G	M	S	E	M	E	A	S
B	E	T	S	H	M	V	C	R	I	N	N	F	S	Y	F	W
Q	M	Y	E	A	N	S	H	J	H	P	E	S	M	E	T	O
O	R	E	C	E	H	V	K	P	T	W	C	W	E	S	H	B
O	K	H	R	I	F	S	T	Y	R	P	K	O	Z	E	I	L
S	S	K	N	O	P	G	D	N	Q	W	A	R	Z	O	P	E
O	F	S	T	F	F	E	C	D	C	I	O	B	V	T	S	T
A	C	C	B	O	F	L	M	O	H	I	D	E	X	S	Q	W
F	F	I	N	G	E	R	S	C	I	Z	Q	Y	R	S	W	H
P	P	E	I	U	V	Y	E	K	N	K	P	E	R	W	O	X

WORD BANK

Hair	Neck	Hips
Eyes	Shoulders	Legs
Eyebrows	Arms	Thighs
Ears	Elbows	Knees
Nose	Fingers	Calves
Cheeks	Thumbs	Shins
Mouth	Chest	Ankles
Lips	Back	Feet
Chin	Stomach	Toes

Sentence Strips for the Story: Page 11

Teacher: Cut into strips and give to pairs of L2 students.

Hey Erin, how are you?

I'm good thanks.

How is your family?

They are good.

How old is your sister now?

She is 23 years old.

What color is her hair?

Her hair is black.

What does her hair look like?

Her hair is long and straight.

Oh, she changed her hair color again! It was brown last time I saw her.