



What do they look like? How are they different? Describe all the people.

Directions: Write about the picture and answer the questions.
Read your story to your group when you are finished.

Directions: Label the parts of the body below. Use the picture dictionary to help you.




Directions: Write the parts of the body in the correct categories. Write the singular and plural forms of each word.

Head/Face	Upper Body	Lower Body

New Vocabulary Activities #1: Paper Person

Directions: Get into groups of 4 or 5 people. Write all the new vocabulary words on small, separate pieces of paper. When you are finished, select a volunteer from your group to be the model. The model will come and stand in front of the class. When the teacher says, "Go!" you will tape all the pieces of paper onto your model in the correct places. Each group gets 1 point for every piece of paper in the correct location. It must also be spelled correctly. **NO LOOKING AT YOUR PAPER OR THE PICTURE DICTIONARY!**



Review:

Directions: Do you remember all the parts of the body? Write all the vocabulary words in the correct categories.

Head/Face	Upper Body	Lower Body


New Vocabulary Activities #2: Teacher Says...

Directions: Stand up! Watch and listen carefully to your teacher. When you hear, "Teacher says point to your..." you must point to the correct body part. Be careful! If you don't hear, "Teacher says..." you must not point to anything. If you do, the teacher will tell you to sit down until the next game starts.



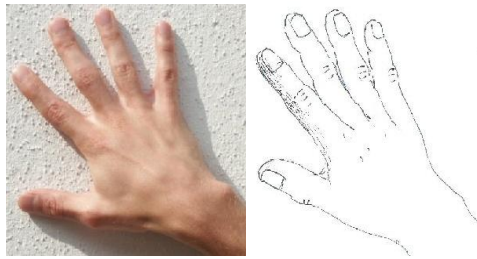
New Vocabulary Activities #3: Student (your name) Says...

Directions: Get into groups of 5 people. Select one classmate to be the teacher. Stand up! Watch and listen carefully to your classmate. When you hear, "Student says point to your..." you must point to the correct body part. Be careful! If you don't hear, "Student says..." you must not point to anything. If you do, your classmate will tell you to sit down until the next game starts.




New Vocabulary Activities #4: Pictionary

Directions: Get into groups of 5 people. Select one person to be the artist. The teacher will tell the artist to draw a part of the body. When the teacher says "Go", the artist will draw the part of the body on the whiteboard. Your group will have to write the name of the part of the body on a piece of paper and hold it up for the teacher to see. It must be spelled correctly. First group to guess the part of the body gets 1 point. Take turns in your group being the artist and the writer until the game is over.










New Vocabulary Activities #5: Can You Label the Picture?

Directions: Get into two large groups. Your teacher will draw two pictures of the human body on the whiteboard. Each team will have some pens. When the teacher says "Go", take turns at the whiteboard labeling as many parts of the body as you can. You will have 5 minutes. Your group will get 1 point for each vocabulary word. The vocabulary words must be spelled correctly! Work together. **NO LOOKING AT YOUR PAPER OR IN THE PICTURE DICTIONARY!**



Grammar: Possessive Pronouns

						
MINE MY	YOURS YOUR	HIS HIS	HERS HER	ITS	THEIRS THEIR	OURS OUR

RULES:

- Possessive pronouns show ownership.
- Some possessive pronouns are used alone.
- Some possessive pronouns describe a noun (person, place or thing).

1. Possessive pronouns when used alone:

mine, yours, his, hers, theirs, ours

Example: That pen is **mine**.

2. Possessive pronouns when describing a noun (person, place or thing):

my, your, his, her, its, their, our

Example: That is **my** pen.
(noun-thing)

Directions: Fill in the blank with the correct possessive pronoun.

Used alone:

1. This book is _____. (I)
2. Is this paper _____? (you)
3. That dog is _____. (he)
4. The cat is _____. (she)
5. This apartment is _____. (we)
6. Is that car _____? (they)

Describing a noun:

1. _____ eyes are brown. (I)
2. Is this _____ pencil? (you)
3. _____ name is Marco. (he)
4. _____ hair is very long! (she)
5. I like _____ English class. (we)
6. Is that _____ child? (they)
7. _____ tail is short. (It)

*** Using possessive pronouns, write 10 sentences and 10 questions in your notebook***

Describe Yourself:

Directions: Write about yourself. What do you look like? What color are your eyes? What color is your hair? Is it short or long?

USE THE POSSESSIVE PRONOUN: **My**

Describe Your Partner:

Directions: Find a partner. Write about your partner. What does he/she look like? What color are his/her eyes? What color is his/her hair?

USE THE POSSESSIVE PRONOUNS: **His or Her**

Dialog:

Directions: Practice reading the dialogs with a partner.



Man#1:What does Marco look like?

Man#2:His hair is short, straight and black. His eyes are brown. He is skinny. He always wears a hat.

Man#1:Does he have a beard?

Man#2:Yes, he has a beard. His beard is short and black like his hair.

Man#1:Is he short or tall?

Man#2:He is short. He is about the same height as us.

Doctor:How are you today?

Woman:Better thanks!

Doctor:Did the medicine help?

Woman:Yes, it did. My stomach, back, head and chest feel normal again. My arms are still a little achy.

Doctor:That is good news. Your arms will feel normal in a couple of days. Continue taking the medicine.

Woman:Okay, thanks for your help.



Man:How are your grandchildren?

What do they look like these days?

Woman:Emily is beautiful. Her hair is long and curly. Her eyes are bright green. She is 20 years old now!

Man:How is John? How old is he?

Woman:John is 22 years old..

Man:How is his leg doing since his injury last year?

Woman:It is doing much better now!

Woman:Do you have children?

Man:Yes, I have a daughter and son.

Woman:How old are they?

Man:My daughter is 7 years old. My son is 5 years old.

Woman:What do they look like?

Man:My daughter has short, black hair. Her eyes are brown. Her nose and mouth are like mine. My son looks like my wife.

*****Write your own dialog with a partner*****

Word Scramble:

Directions: 1. Find the words.

2. Write all the words on the lines.



Example: findthewords.
Find the words.

1. vdlkjheadneefacewrgeyesbgcheeksnyhairpoiearslw (6 words)

2. uwanosegqlipsndchinadaeyebrowspqadamouthluweid (5 words)

3. xqpuppervuqbodybiwneckwdshouldersbvchesttarms (6 words)


4. qelbowshedhandststomachlsbackvfingersbthumbstr (6 words)

5. cjloweretbodynfhipswaoalegsvlthighsfayokkneeshius(6 words)

6. woacalvesfwtfeetguisanklesqqostoesgoegshinspxauq (6 words)

Story: Erin's Family

Directions: Find a partner. Look at all the strips of paper. Read them together and put them in the correct order on the table.



Directions: Copy the story on the lines below. Read the story to your partner. Take turns reading the story.

Krista: _____

Erin: _____

Krista: _____

Erin: _____

Krista: _____

Erin: _____

Krista: _____

Erin: _____

Krista: _____

Erin: _____

Krista: _____

Erin: _____

Krista: _____

Erin: _____

Story: C-Test Practice

Directions: Listen to your partner read the story from page 10.
Fill in the missing letters.

Krista: Hey Erin, how are you?

Erin: I' _ good tha _ _ _.

Krista: How i _ your fam _ _ _?

Erin: They ar _ good.

Krista: Ho _ old i _ your sis _ _ _ now?

Erin: Sh _ is 23 yea _ _ old.

Krista: What do _ _ her ha _ _ look li _ _?

Erin: Her ha _ _ is lo _ _ and stra _ _ _ _.

Krista: What col _ _ is he _ hair?

Erin: He _ hair i _ black.

Krista: Sh _ changed he _ hair col _ _ again! I _ was bro _ _
last ti _ _ I sa _ her. Wh _ _ color ar _ her ey _ _?

Erin: Her ey _ _ are bro _ _.

Krista: Does he _ nose an _ mouth lo _ _ like you _ _?

Erin: No, he _ nose an _ mouth lo _ _ like m _ father's. I
look more like my mother.

Directions: Answer the questions with COMPLETE sentences.

1. What does her sister's hair look like? _____

2. What color was her hair before? _____

3. What does your hair look like? _____

4. Who do you look like in your family? _____

Word Search:

Directions: Find and circle the words in the puzzle.



E	Q	P	K	C	A	B	Z	K	T	S	P	I	L	F	A	O
X	L	O	S	H	O	U	L	D	E	R	S	S	X	Z	P	B
M	W	S	J	S	H	H	S	B	M	U	H	T	G	C	S	L
O	C	E	D	R	H	X	Z	C	Z	O	U	V	Y	H	M	U
U	G	L	F	A	B	A	K	V	A	M	F	N	W	E	R	A
T	C	K	B	E	O	N	I	S	S	L	X	O	X	S	A	J
H	N	N	R	J	E	M	T	R	H	N	V	S	R	T	Q	T
Z	R	A	W	E	C	O	H	T	G	M	S	E	M	E	A	S
B	E	T	S	H	M	V	C	R	I	N	N	F	S	Y	F	W
Q	M	Y	E	A	N	S	H	J	H	P	E	S	M	E	T	O
O	R	E	C	E	H	V	K	P	T	W	C	W	E	S	H	B
O	K	H	R	I	F	S	T	Y	R	P	K	O	Z	E	I	L
S	S	K	N	O	P	G	D	N	Q	W	A	R	Z	O	P	E
O	F	S	T	F	F	E	C	D	C	I	O	B	V	T	S	T
A	C	C	B	O	F	L	M	O	H	I	D	E	X	S	Q	W
F	F	I	N	G	E	R	S	C	I	Z	Q	Y	R	S	W	H
P	P	E	I	U	V	Y	E	K	N	K	P	E	R	W	O	X

WORD BANK

Hair	Neck	Hips
Eyes	Shoulders	Legs
Eyebrows	Arms	Thighs
Ears	Elbows	Knees
Nose	Fingers	Calves
Cheeks	Thumbs	Shins
Mouth	Chest	Ankles
Lips	Back	Feet
Chin	Stomach	Toes

Sentence Strips for the Story: Page 10

Teacher: Cut them out and give to pairs of L3 students.

Hey Erin, how are you?

I'm good thanks.

How is your family?

They are good.

How old is your sister now?

She is 23 years old.

What does her hair look like?

Her hair is long and straight.

What color is her hair?

Her hair is black.

She changed her hair color again! It was brown last time I saw her. What color are her eyes?

Her eyes are brown.

Does her nose and mouth look like yours?

No, her nose and mouth look like my father's. I look more like my mother.